C. Summary of Herpetofauna Monitoring, Mammals and Insect Surveys

Table C1: Summary of herpetofauna monitoring data within the Survey Area (excluding the WRA)

Common Name	Scientific Name	Conservation Status [1]	Mean [2]					
Amphibians			**May 2025**	**Jun 2025**	**Jul 2025**	**Aug 2025**	**Sep 2025**	**Oct 2025**
Asian Common Toad	*Duttaphrynus melanostictus*	-	1.0	0.0	0.0	0.0	0.0	0.0
Gunther's Frog	*Hylarana guentheri*	-	0.5	1.0	1.5	0.0	0.0	0.0
Chinese Bull Frog	*Hoplobatrachus rugulosus*	PRC	0.0	0.5	0.0	0.0	0.0	0.0
Asiatic Painted Frog	*Kaloula pulchra pulchra*	-	0.0	0.5	0.0	0.0	0.0	0.0
		No. of Species Recorded	**2**	**3**	**1**	**0**	**0**	**0**
Reptiles			**May 2025**	**Jun 2025**	**Jul 2025**	**Aug 2025**	**Sep 2025**	**Oct 2025**
Bowring's Gecko	*Hemidactylus bowringii*	-	1.0	0.5	1.0	0.5	0.0	0.0
Brook's Gecko	*Hemidactylus brooki*	-	3.0	1.5	2.0	0.5	0.0	0.0
Four-clawed Gecko	*Gehyra mutilata*	-	0.5	0.0	0.0	0.0	0.0	0.0
Long-tailed Skink	*Eutropis longicaudata*	-	0.0	V	0.0	0.5	0.0	0.0
Checkered Keelback	*Xenochrophis flavipunctatus*	-	0.0	0.0	0.0	0.5	0.0	0.0
		No. of Species Recorded	**3**	**3**	**2**	**4**	**0**	**0**

(1) Conservation status follows that of Fellows that of Fellowes et al. (2002), Chan et al. (2005) and Karsen et al. (1998).
(2) Refers to the mean number of individuals recorded in the reporting period (excluding the WRA)
V Indicates the species is recorded outside regular surveys.

Table C2: Summary of herpetofauna monitoring in the WRA

Common Name	Scientific Name	Conservation Status [1]	Mean [2]					
Amphibians			**May 2025**	**Jun 2025**	**Jul 2025**	**Aug 2025**	**Sep 2025**	**Oct 2025**
Asian Common Toad	*Duttaphrynus melanostictus*	-	0.5	4.0	3.5	1.5	0.0	0.0
Gunther's Frog	*Hylarana guentheri*	-	0.0	2.0	2.5	0.5	0.0	0.0
Chinese Bull Frog	*Hoplobatrachus rugulosus*	PRC	0.5	0.5	1.0	0.0	0.0	0.0
Brown Tree Frog	*Polypedates megacephalus*	-	1.5	0.5	0.0	0.0	0.0	0.0
Asiatic Painted Frog	*Kaloula pulchra pulchra*	-	0.0	3.0	0.0	0.0	0.0	0.0
Ornate Pigmy Frog	*Microhyla fissipes*	-	3.0	1.5	3.5	0.5	10.0	0.0
		No. of Species Recorded	**4**	**6**	**4**	**3**	**1**	**0**
Reptiles			**May 2025**	**Jun 2025**	**Jul 2025**	**Aug 2025**	**Sep 2025**	**Oct 2025**
Bowring's Gecko	*Hemidactylus bowringii*	-	2.5	2.5	2.5	5.0	0.0	0.0
Taiwan Kukri	*Oligodon formosanus*	-	0.5	0.0	0.5	0.0	0.0	0.0
Checkered Keelback	*Xenochrophis flavipunctatus*	-	0.0	0.0	0.5	0.5	1.0	0.0
		No. of Species Recorded	**2**	**1**	**3**	**2**	**1**	**0**

(1) Conservation status follows that of Fellows that of Fellowes et al. (2002), Chan et al. (2005) and Karsen et al. (1998).
(2) Refers to the mean number of individuals recorded in the reporting period at WRA.
V Indicates the species is recorded outside regular surveys.
* The data has been updated since the corresponding monthly EM&A report

Chart C1: Number of Common Amphibian Species and Amphibian Species Only Found in the WRA or Survey Area (Excluding the WRA) During the Reporting Period

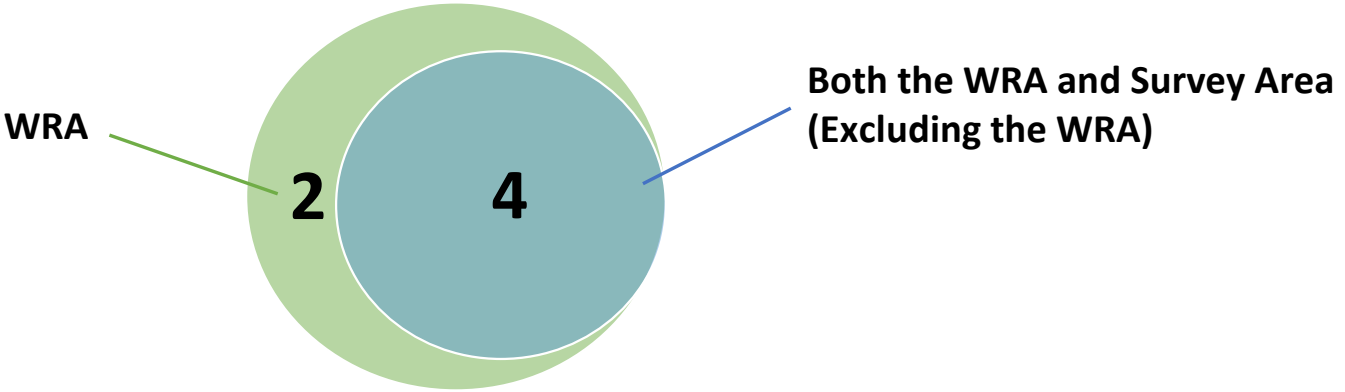

Species Only Found in the WRA	
Brown Tree Frog	Ornate Pigmy Frog
2	

Common Species Found in Both the WRA and Survey Area (Excluding the WRA)	
Asian Common Toad	Gunther's Frog
Chinese Bullfrog	Asiatic Painted Frog
4	

Species Only Found in the Survey Area (Excluding the WRA)
0

Chart C2: Number of Common Reptile Species and Reptile Species Only Found in the WRA or Survey Area (Excluding the WRA) During the Reporting Period

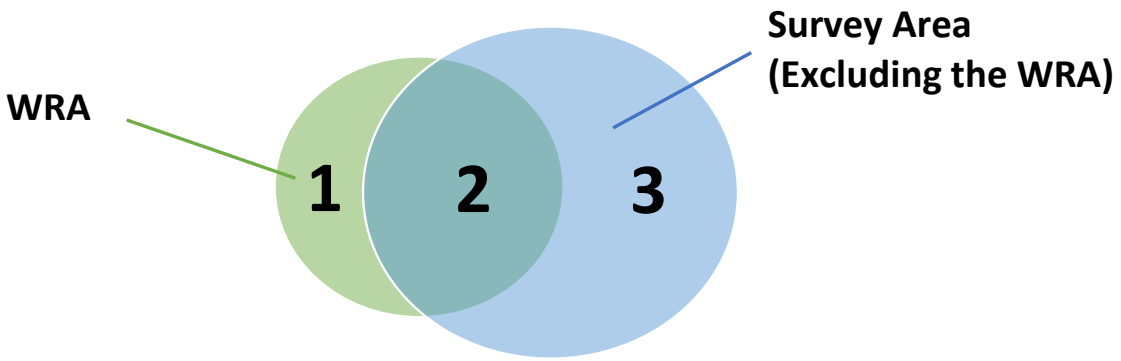

Species Only Found in the WRA	Common Species Found in Both the WRA and Survey Area (Excluding the WRA)		Species Only Found in the Survey Area (Excluding the WRA)	
Taiwan Kukri	Bowring's Gecko	Checkered Keelback	Brook's Gecko	Four-clawed Gecko
			Long-tailed Skink	
1	2		3	

Table C3: Summary of mammal monitoring in the Survey Area (excluding the WRA)

Common Name	Scientific Name	Conservation Status [1]	Max [2]					
Mammal			**May 2025**	**Jun 2025**	**Jul 2025**	**Aug 2025**	**Sep 2025**	**Oct 2025**
		No. of Species Recorded	**0**	**0**	**0**	**0**	**0**	**0**

(1) Conservation status follows that of Fellows et al. (2002) and Shek (2006).
(2) Refers to the maximum number of individuals recorded in each month in the survey area (excluding WRA).
V Indicates the species is recorded outside regular surveys.

Table C4: Summary of mammal monitoring in the WRA

Common Name	Scientific Name	Conservation Status [1]	Max [2]					
Mammal			**May 2025**	**Jun 2025**	**Jul 2025**	**Aug 2025**	**Sep 2025**	**Oct 2025**
Bat	*Indet.* sp.	-	0	0	0	2	0	0
Eurasian Wild Pig*	*Sus scrofa*	-	1	0	1	1	0	V
Japanese Pipistrelle	*Pipistrellus abramus*	-	20	20	20	25	0	0
		No. of Species Recorded	**2**	**1**	**2**	**3**	**0**	**1**

(1) Conservation status follows that of Fellows et al. (2002) and Shek (2006).
(2) Refers to the maximum number of individuals recorded in each month at WRA.
V Indicates the species is recorded outside regular surveys.

Chart C3: Number of Common Mammal Species and Mammal Species Only Found in the WRA or Survey Area (Excluding the WRA) During the Reporting Period

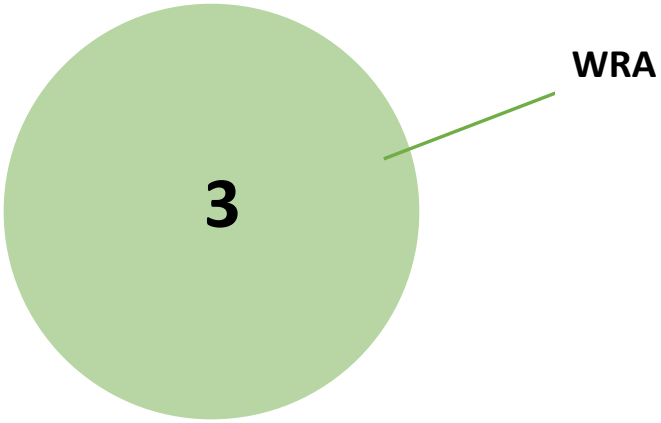

Species Only Found in the WRA		Common Species Found in Both the WRA and Survey Area (Excluding the WRA)	Species Only Found in the Survey Area (Excluding the WRA)
Bat	Japanese Pipistrelle		
Eurasian Wild Pig			
3		**0**	**0**

Table C5: Summary of dragonfly and butterfly monitoring in the Survey Area (excluding the WRA)

Common Name	Scientific Name	Conservation Status[1]	Mean[2]					
Odonata			**May 2025**	**Jun 2025**	**Jul 2025**	**Aug 2025**	**Sep 2025**	**Oct 2025**
Orange-tailed Midget	*Agriocnemis femina oryzae*	-	0.0	0.0	0.0	0.5	0.0	0.0
Common Bluetail	*Ischnura senegalensis*	-	2.0	0.0	0.0	0.0	0.0	0.0
Asian Amberwing	*Brachythemis contaminata*	-	0.5	1.5	0.0	5.0	0.0	0.0
Green Skimmer	*Orthetrum sabina sabina*	-	0.5	0.0	0.0	0.0	0.0	0.0
Wandering Glider	*Pantala flavescens*	-	2.0	0.5	0.5	2.5	13.0	5.0
Variegated Flutterer	*Rhyothemis variegata arria*	-	8.5	39.5	6.5	14.0	13.0	10.0
	No. of Species Recorded		**5**	**3**	**2**	**4**	**2**	**2**
Butterfly			**May 2025**	**Jun 2025**	**Jul 2025**	**Aug 2025**	**Sep 2025**	**Oct 2025**
Plain Tiger	*Danaus chrysippus*	-	0.0	0.5	0.0	0.0	0.0	0.0
Common Indian Crow	*Euploea core amymone*	-	0.0	0.0	0.5	0.0	0.0	0.0
Common Archduke	*Lexias pardalis*	-	0.0	0.0	0.0	0.5	0.0	0.0
Great Egg-fly	*Hypolimnas bolina kezia*	-	0.0	0.5	0.0	1.5	6.0	1.0
Red Ring Skirt	*Hestina assimilis assimilis*	-	0.0	0.0	0.0	0.5	0.0	0.0
Dark Brand Bush Brown	*Mycalesis mineus mineus*	-	0.0	0.0	0.0	0.0	1.0	0.0
Long-tailed Blue	*Lampides boeticus*	-	0.5	0.0	0.0	0.0	0.0	0.0
Pale Grass Blue	*Pseudozizeeria maha serica*	-	4.0	11.0	0.0	4.5	0.0	8.0
Small Cabbage White	*Pieris rapae crucivora*	-	15.0	7.0	1.5	0.0	0.0	0.0
Lemon Emigrant	*Catopsilia pomona pomona*	-	0.0	0.5	0.0	0.0	0.0	0.0
Common Grass Yellow	*Eurema hecabe hecabe*	-	0.0	1.0	0.0	0.0	0.0	0.0
Common	*Graphium sarpedon*	-	0.0	0.5	0.0	0.0	0.0	0.0

Common Name	Scientific Name	Conservation Status[1]	Mean[2]					
Bluebottle	*sarpedon*							
Common Mime	*Chilasa clytia clytia*	-	0.0	0.0	0.0	0.5	0.0	0.0
Common Mormon	*Papilio polytes polytes*	-	0.0	1.0	0.0	3.5	0.0	0.0
Swallowtail	*Papilio xuthus xuthus*	-	0.0	0.5	0.0	0.0	0.0	0.0
Grass Demon	*Udaspes folus*	-	0.0	0.0	0.5	0.0	1.0	0.0
	No. of Species Recorded		**3**	**9**	**3**	**6**	**3**	**2**

(1) Conservation status follows that of Fellows et al. (2002) and Shek (2006), Lo & Hui (2004), Wilson (2004) and Young & Yiu (2002).
(2) Refers to the mean number of individuals recorded in each month in the survey area (excluding the WRA)
V indicates the species is recorded outside regular surveys

Table C6: Summary of dragonfly and butterfly monitoring in the WRA

Common Name	Scientific Name	Conservation Status[1]	Mean[2]					
Odonate			**May 2025**	**Jun 2025**	**Jul 2025**	**Aug 2025**	**Sep 2025**	**Oct 2025**
Orange-tailed Midget	*Agriocnemis femina oryzae*	-	0.0	2.0	V	5.0	V	V
Orange-tailed Sprite	*Ceriagrion auranticum ryukyuanum*	-	V	0.0	0.0	1.0	0.0	0.0
Common Bluetail	*Ischnura senegalensis*	-	V	1.5	0.5	10.0	V	V
Yellow Featherlegs	*Copera marginipes*	-	2.5	0.0	0.0	0.0	0.0	0.0
Pale-spotted Emperor	*Anax guttatus*	-	0.0	0.0	0.0	V	V	V
Lesser Emperor	*Anax parthenope julius*	-	0.0	0.0	0.0	0.0	V	0.0
Common Flangetail	*Ictinogomphus pertinax*	-	0.5	5.0	6.5	5.0	V	V
Regal Pond Cruiser	*Epophthalmia elegans*	-	0.0	0.0	V	1.0	V	0.0
Blue Dasher	*Brachydiplax chalybea flavovittata*	-	0.0	1.0	V	2.5	V	4.0
Asian Amberwing	*Brachythemis contaminata*	-	9.5	5.0	2.5	15.0	6.0	2.0
Crimson Darter	*Crocothemis servilia servilia*	-	0.0	2.5	0.5	V	V	0.0
Pied Percher	*Neurothemis tullia tullia*	-	0.0	0.0	V	V	V	V
Red-faced Skimmer	*Orthetrum chrysis*	-	0.0	0.0	0.5	0.0	0.0	0.0
Green Skimmer	*Orthetrum sabina sabina*	-	5.0	6.0	2.0	6.0	10.0	2.0
Wandering Glider	*Pantala flavescens*	-	1.5	5.5	2.0	9.5	3.0	3.0
Pied Skimmer	*Pseudothemis zonata*	-	2.0	9.5	8.0	7.0	4.0	0.0
Variegated Flutterer	*Rhyothemis variegata arria*	-	46.5	32.5	15.0	40.0	12.0	5.0
Evening Skimmer	*Tholymis tillarga*	-	0.0	0.5	0.0	V	V	V
Saddlebag Glider	*Tramea virginia*	-	1.0	V	V	0.0	0.0	V
Blue Chaser	*Potamarcha congener*	LC	0.0	0.0	V	0.0	0.0	0.0
	No. of Species Recorded		**10**	**12**	**15**	**15**	**15**	**12**

Butterfly			May 2025	Jun 2025	Jul 2025	Aug 2025	Sep 2025	Oct 2025
Blue-spotted Crow	*Euploea midamus midamus*	-	0.0	0.0	0.5	0.0	0.0	1.0
Common Indian Crow	*Euploea core amymone*	-	0.5	1.0	0.5	0.5	0.0	0.0
Common Archduke	*Lexias pardalis*	-	0.0	0.0	0.5	0.0	0.0	0.0
Great Egg-fly	*Hypolimnas bolina kezia*	-	V	2.5	2.5	3.0	V	3.0
Common Sailor	*Neptis hylas hylas*	-	V	1.0	0.5	0.5	0.0	0.0
Red Ring Skirt	*Hestina assimilis assimilis*	-	0.0	0.5	V	0.0	0.0	0.0
Common Nawab	*Polyura athamas athamas*	-	0.0	0.0	0.5	0.0	0.0	0.0
Common Evening Brown	*Melanitis leda*	-	0.0	3.0	1.0	1.0	V	0.0
Dark Evening Brown	*Melanitis phedima muskata*	-	0.0	0.0	0.5	1.0	V	V
Common Palmfly	*Elymnias hypermnestra hainana*	-	1.0	0.0	0.0	0.5	1.0	0.0
Dark Brand Bush Brown	*Mycalesis mineus mineus*	-	2.0	2.0	1.5	2.0	2.0	6.0
Long-tailed Blue	*Lampides boeticus*	-	0.5	0.0	0.0	0.0	0.0	0.0
Pale Grass Blue	*Pseudozizeeria maha serica*	-	2.0	1.5	2.0	0.5	3.0	2.0
Tailless Line Blue	*Prosotas dubiosa*	-	0.5	0.0	0.0	0.0	0.0	0.0
Dark Cerulean	*Jamides bochus bochus*	-	0.0	0.0	0.0	0.0	0.0	1.0
Red-base Jezebel	*Delias pasithoe pasithoe*	-	0.0	1.0	0.0	0.0	0.0	0.0
Small Cabbage White	*Pieris rapae crucivora*	-	1.5	0.0	V	0.0	0.0	0.0
Lemon Emigrant	*Catopsilia pomona pomona*	-	0.0	0.5	0.5	0.0	V	0.0
Common Grass Yellow	*Eurema hecabe hecabe*	-	0.5	4.5	2.5	0.5	2.0	2.0
Common Bluebottle	*Graphium sarpedon sarpedon*	-	0.0	0.5	0.5	0.0	0.0	0.0
Common Jay	*Graphium doson axion*	-	0.0	0.0	0.5	0.0	0.0	0.0
Tailed Jay	*Graphium agamemnon agamemnon*	-	0.0	0.0	0.0	0.0	0.0	V
Common Mime	*Chilasa clytia clytia*	-	0.0	0.0	0.5	0.5	0.0	0.0
Lime Butterfly	*Papilio demoleus*	-	0.0	0.0	V	0.0	V	0.0
Common Mormon	*Papilio polytes polytes*	-	0.0	0.0	V	1.5	1.0	1.0
Common Awl	*Hasora badra badra*	LC	0.0	1.0	1.0	0.0	0.0	0.0
Pale Palm Dart	*Telicota colon*	LC	0.0	0.0	0.0	0.0	V	0.0

Dart	*Potanthus sp.*	-	0.0	0.0	0.5	0.0	0.0	0.0
Formosan Swift	*Borbo cinnara*	-	0.0	1.0	0.5	0.0	V	4.0
Common Straight Swift	*Parnara guttata*	-	0.0	0.0	0.0	0.0	0.0	V
Dark Swift	*Caltoris cahira*	-	0.0	0.0	0.5	0.0	0.0	0.0
Chinese Dart	*Potanthus confucius confucius*	-	V	0.0	0.0	0.0	0.0	0.0
	No. of Species Recorded		**11**	**13**	**23**	**11**	**12**	**11**

(1) Conservation status follows that of Fellowes et al. (2002), Lo & Hui (2004), Wilson (2004) and Young & Yiu (2002).
(2) Refers to the mean number of individuals recorded in each month in the survey area at WRA
V indicates the species is recorded outside regular surveys

Chart C4: Number of Common Dragonfly Species and Dragonfly Species Only Found in the WRA or Survey Area (Excluding the WRA) During the Reporting Period

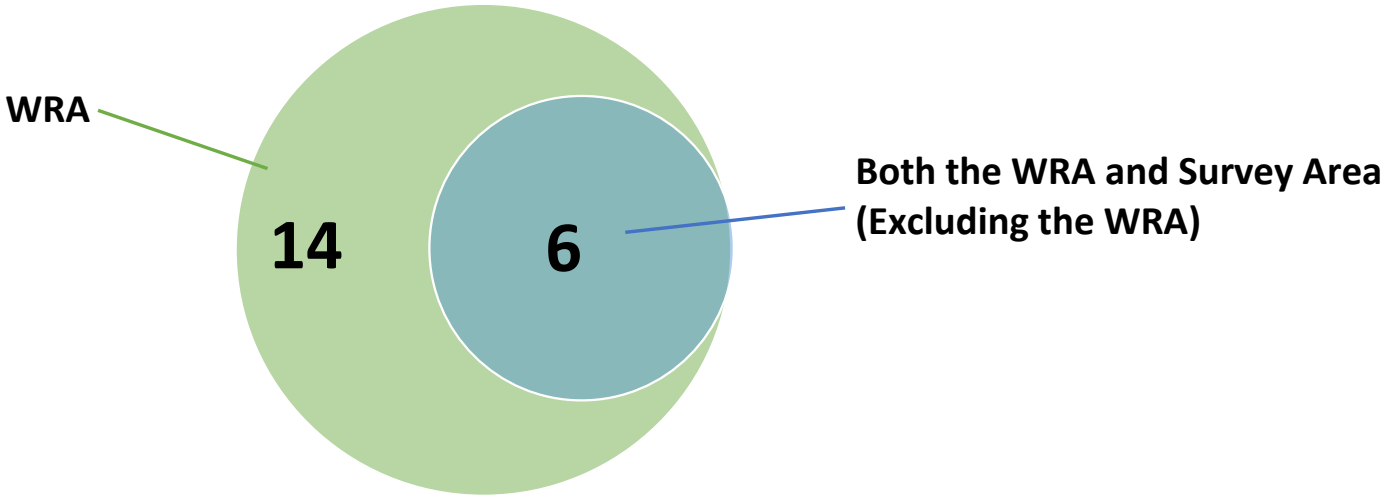

Species Only Found in the WRA	
Orange-tailed Sprite	Yellow Featherlegs
Pale-spotted Emperor	Lesser Emperor
Common Flangetail	Regal Pond Cruiser
Blue Dasher	Crimson Darter
Pied Percher	Red-faced Skimmer
Blue Chaser	Pied Skimmer
Evening Skimmer	Saddlebag Glider
14	

Common Species Found in Both the WRA and Survey Area (Excluding the WRA)	
Orange-tailed Midget	Common Bluetail
Asian Amberwing	Green Skimmer
Wandering Glider	Variegated Flutterer
6	

Species Only Found in the Survey Area (Excluding the WRA)
0

Chart C5: Number of Common Butterfly Species and Butterfly Species Only Found in the WRA or Survey Area (Excluding the WRA) During the Reporting Period

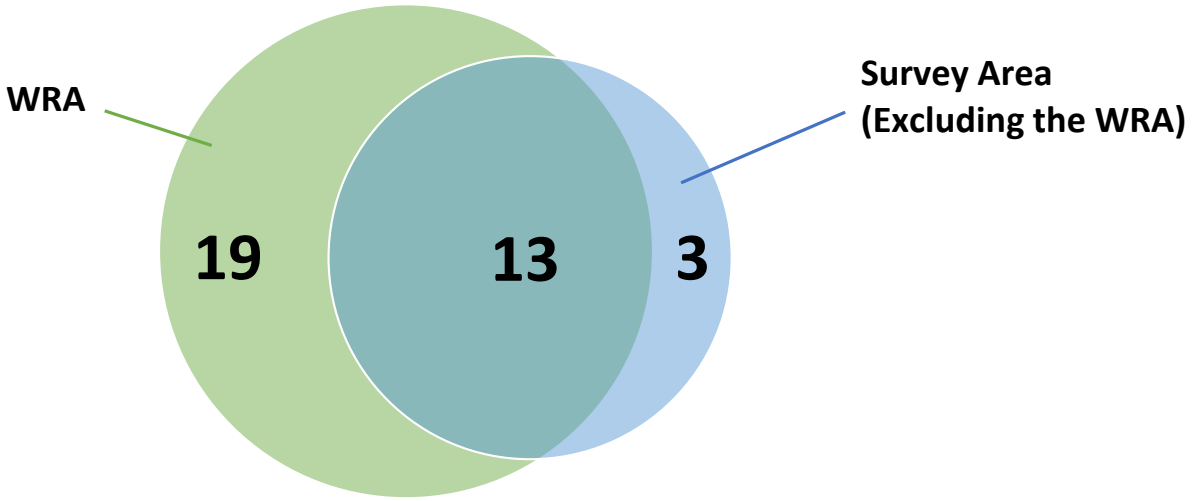

Species Only Found in the WRA	
Blue-spotted Crow	Common Nawab
Common Sailor	Common Evening Brown
Dark Evening Brown	Common Palmfly
Tailless Line Blue	Dark Cerulean
Red-base Jezebel	Common Jay
Tailed Jay	Lime Butterfly
Common Awl	Pale Palm Dart
Dart	Formosan Swift
Common Straight Swift	Dark Swift
Chinese Dart	
19	

Common Species Found in Both the WRA and Survey Area (Excluding the WRA)	
Common Indian Crow	Common Archduke
Great Egg-fly	Red Ring Skirt
Dark Brand Bush Brown	Long-tailed Blue
Pale Grass Blue	Small Cabbage White
Lemon Emigrant	Common Grass Yellow
Common Bluebottle	Common Mime
Common Mormon	
13	

Species Only Found in the Survey Area (Excluding the WRA)	
Plain Tiger	Swallowtail
Grass Demon	
3	