

E. Calibration Certificates

Appendix E
Calibration Record
(Air Quality Monitoring)

High-Volume TSP Sampler
5-Point Calibration Record

Location : ASR1
 Calibrated by : T.K.Wong
 Date : 05/01/2017

Sampler

Model : GMWS-2310 ACCU-VOL
 Serial Number : S/N 1806

Calibration Office and Standard Calibration Relationship

Serial Number : 2454
 Service Date : 14 Mar 2016
 Slope (m) : 2.10326
 Intercept (b) : -0.06696
 Correlation Coefficient(r) : 0.99989

Standard Condition

Pstd (hpa) : 1013
 Tstd (K) : 298.18

Calibration Condition

Pa (hpa) : 1025
 Ta(K) : 291

Resistance Plate	dH [green liquid] (inch water)	Z	X=Qstd (cubic meter/min)	IC	Y
1 18 holes	13.0	3.670	1.777	58	59.04
2 13 holes	9.4	3.121	1.516	50	50.90
3 10 holes	6.8	2.654	1.294	44	44.79
4 7 holes	4.6	2.183	1.070	36	36.65
5 5 holes	2.9	1.733	0.856	29	29.525

Sampler Calibration Relationship

Slope(m): 32.011 Intercept(b): 2.485 Correlation Coefficient(r): 0.9990

Checked by: Magnum Fan

Date: 09/01/2017

High-Volume TSP Sampler
5-Point Calibration Record

Location : ASR2A
 Calibrated by : T.K.Wong
 Date : 05/01/2017

Sampler

Model : GMWS-2310 ACCU-VOL
 Serial Number : S/N 1061

Calibration Orifice and Standard Calibration Relationship

Serial Number : 2454
 Service Date : 14 Mar 2016
 Slope (m) : 2.10326
 Intercept (b) : -0.06696
 Correlation Coefficient(r) : 0.99989

Standard Condition

Pstd (hpa) : 1013
 Tstd (K) : 298.18

Calibration Condition

Pa (hpa) : 1025
 Ta(K) : 291

Resistance Plate	dH [green liquid] (inch water)	Z	X=Qstd (cubic meter/min)	IC	Y
1 18 holes	12.6	3.613	1.750	62	63.11
2 13 holes	9.2	3.088	1.500	55	55.99
3 10 holes	6.8	2.654	1.294	49	49.88
4 7 holes	4.7	2.207	1.081	42	42.75
5 5 holes	2.9	1.733	0.856	35	35.63

Sampler Calibration Relationship

Slope(m):30.892 Intercept(b):9.432 Correlation Coefficient(r): 0.9995

Checked by: Magnum Fan

Date: 09/01/2017

High-Volume TSP Sampler
5-Point Calibration Record

Location : ASR3
 Calibrated by : T.K.Wong
 Date : 05/01/2017

Sampler

Model : GMWS-2310 ACCU-VOL
 Serial Number : S/N 7577

Calibration Office and Standard Calibration Relationship

Serial Number : 2454
 Service Date : 14 Mar 2016
 Slope (m) : 2.10326
 Intercept (b) : -0.06696
 Correlation Coefficient(r) : 0.99989

Standard Condition

Pstd (hpa) : 1013
 Tstd (K) : 298.18

Calibration Condition

Pa (hpa) : 1025
 Ta(K) : 291

Resistance Plate	dH [green liquid] (inch water)	Z	X=Qstd (cubic meter/min)	IC	Y
1 18 holes	10.3	3.267	1.585	52	52.93
2 13 holes	8.1	2.897	1.409	45	45.81
3 10 holes	5.4	2.365	1.157	37	37.66
4 7 holes	3.8	1.984	0.975	31	31.56
5 5 holes	2.7	1.673	0.827	26	26.47

Sampler Calibration Relationship

Slope(m): 34.428 Intercept(b): -2.106 Correlation Coefficient(r): 0.9993

Checked by: Magnum Fan

Date: 09/01/2017

High-Volume TSP Sampler
5-Point Calibration Record

Location : ASR4
 Calibrated by : T.K.Wong
 Date : 05/01/2017

Sampler

Model : GMWS-2310 ACCU-VOL
 Serial Number : S/N 1273

Calibration Office and Standard Calibration Relationship

Serial Number : 2454
 Service Date : 14 Mar 2016
 Slope (m) : 2.10326
 Intercept (b) : -0.06696
 Correlation Coefficient(r) : 0.99989

Standard Condition

Pstd (hpa) : 1013
 Tstd (K) : 298.18

Calibration Condition

Pa (hpa) : 1025
 Ta(K) : 291

Resistance Plate	dH [green liquid] (inch water)	Z	X=Qstd (cubic meter/min)	IC	Y
1 18 holes	13.1	3.684	1.784	59	60.06
2 13 holes	9.4	3.121	1.516	52	52.93
3 10 holes	7.2	2.731	1.330	47	47.84
4 7 holes	4.5	2.159	1.059	40	40.72
5 5 holes	2.7	1.673	0.827	33	33.59

Sampler Calibration Relationship

Slope(m): 27.482 Intercept(b): 11.218 Correlation Coefficient(r): 0.9996

Checked by: Magnum Fan

Date: 09/01/2017

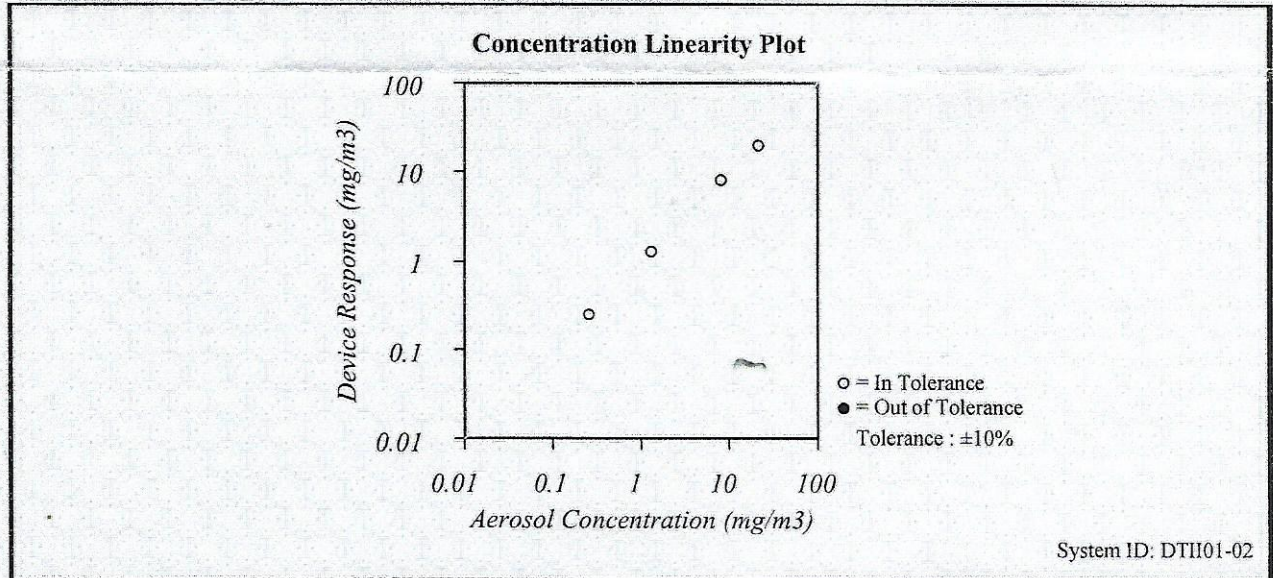


CERTIFICATE OF CALIBRATION AND TESTING

TSI Incorporated, 500 Cardigan Road, Shoreview, MN 55126 USA
Tel: 1-800-874-2811 1-651-490-2811 Fax: 1-651-490-3824 http://www.tsi.com

Environment Conditions			Model	AM510
Temperature	74.10 (23.4)	°F (°C)		
Relative Humidity	53.3	%RH		
Barometric Pressure	29.05 (983.7)	inHg (hPa)		
			Serial Number	11603044

<input checked="" type="checkbox"/> As Left	<input checked="" type="checkbox"/> In Tolerance
<input type="checkbox"/> As Found	<input type="checkbox"/> Out of Tolerance



TSI Incorporated does hereby certify that all materials, components, and workmanship used in the manufacture of this equipment are in strict accordance with the applicable specifications agreed upon by TSI and the customer and with all published specifications. All performance and acceptance tests required under this contract were successfully conducted according to required specifications. There is no NIST standard for optical mass measurements. Calibration of this instrument performed by TSI has been done using emery oil and has been nominally adjusted to respirable mass per standard ISO 12103-1, A1 test dust (Arizona dust). Our calibration ratio is greater than 1.2:1

Measurement Variable	System ID	Last Cal.	Cal. Due	Measurement Variable	System ID	Last Cal.	Cal. Due
Temp/Humidity	E005656	04-08-16	04-08-17	Temp/Humidity	E005657	03-16-16	03-16-17
DC Voltage	E003314	05-19-16	05-19-17	DC Voltage	E003315	05-19-16	05-19-17
Photometer	E003319	07-19-16	01-19-17	Microbalance	M001324	01-05-15	01-05-17
Pressure	E003511	10-22-15	10-22-16	Flowmeter	E002471	04-26-16	04-26-17

Amanda Inao
Calibrated

Final Function Check

July 20, 2016
Date

Appendix E
Calibration Record
(Noise Monitoring)



Certificate of Calibration 校正證書

Certificate No. : C163756
證書編號

ITEM TESTED / 送檢項目 (Job No. / 序引編號 : IC16-1465) Date of Receipt / 收件日期 : 29 June 2016
Description / 儀器名稱 : Sound Level Calibrator
Manufacturer / 製造商 : Rion
Model No. / 型號 : NC-73
Serial No. / 編號 : 10786708
Supplied By / 委託者 : Envirotech Services Co.
Room 113, 1/F, My Loft, 9 Hoi Wing Road, Tuen Mun,
New Territories, Hong Kong

TEST CONDITIONS / 測試條件

Temperature / 溫度 : (23 ± 2)°C Relative Humidity / 相對濕度 : (55 ± 20)%
Line Voltage / 電壓 : ---

TEST SPECIFICATIONS / 測試規範

Calibration


DATE OF TEST / 測試日期 : 11 July 2016

TEST RESULTS / 測試結果

The results apply to the particular unit-under-test only.
The results do not exceed manufacturer's specification.
The results are detailed in the subsequent page(s).

The test equipment used for calibration are traceable to National Standards via :

- The Government of The Hong Kong Special Administrative Region Standard & Calibration Laboratory
- Agilent Technologies / Keysight Technologies
- Rohde & Schwarz Laboratory, Germany
- Fluke Everett Service Center, USA

Tested By : 
測試 : H T Wong
Technical Officer

Certified By : 
核證 : K C Lee
Project Engineer

Date of Issue : 12 July 2016
簽發日期

The test equipment used for calibration are traceable to the Nation Standards as specified in this certificate. This certificate shall not be reproduced except in full, without the prior written approval of this laboratory.

本證書所載校正用之測試器材均可溯源至國際標準。局部複印本證書需先獲本實驗室書面批准。

Certificate of Calibration

校正證書

Certificate No. : C163756
證書編號

- The unit-under-test (UUT) was allowed to stabilize in the laboratory for over 12 hours before the commencement of the test.
- The results presented are the mean of 3 measurements at each calibration point.
- Test equipment :

Equipment ID	Description	Certificate No.
CL130	Universal Counter	C163709
CL281	Multifunction Acoustic Calibrator	PA160023
TST150A	Measuring Amplifier	C161175

- Test procedure : MA100N.

- Results :

5.1 Sound Level Accuracy

5.1.1 Before Adjustment

UUT Nominal Value	Measured Value (dB)	Mfr's Spec. (dB)	Uncertainty of Measured Value (dB)
94 dB, 1 kHz	93.7	± 0.5	± 0.2

5.1.2 After Adjustment

UUT Nominal Value	Measured Value (dB)	Mfr's Spec. (dB)	Uncertainty of Measured Value (dB)
94 dB, 1 kHz	94.0	± 0.5	± 0.2

5.2 Frequency Accuracy

5.2.1 Before Adjustment

UUT Nominal Value (kHz)	Measured Value (kHz)	Mfr's Spec.	Uncertainty of Measured Value (Hz)
1	0.987	1 kHz ± 2 %	± 1

5.2.2 After Adjustment

UUT Nominal Value (kHz)	Measured Value (kHz)	Mfr's Spec.	Uncertainty of Measured Value (Hz)
1	0.987	1 kHz ± 2 %	± 1

The test equipment used for calibration are traceable to the Nation Standards as specified in this certificate. This certificate shall not be reproduced except in full, without the prior written approval of this laboratory.

本證書所載校正用之測試器材均可溯源至國際標準。局部複印本證書需先獲本實驗室所書面批准。



輝創工程有限公司
Sun Creation Engineering Limited
Calibration and Testing Laboratory

Certificate of Calibration

校正證書

Certificate No. : C163756
證書編號

Remark : The uncertainties are for a confidence probability of not less than 95 %.

Note :

The values given in this Certificate only relate to the values measured at the time of the test and any uncertainties quoted will not include allowance for the equipment long term drift, variations with environment changes, vibration and shock during transportation, overloading, mis-handling, or the capability of any other laboratory to repeat the measurement. Sun Creation Engineering Limited shall not be liable for any loss or damage resulting from the use of the equipment.

The test equipment used for calibration are traceable to the Nation Standards as specified in this certificate. This certificate shall not be reproduced except in full, without the prior written approval of this laboratory.

本證書所載校正用之測試器材均可溯源至國際標準。局部複印本證書需先獲本實驗所書面批准。



Certificate of Calibration 校正證書

Certificate No. : C163757
證書編號

ITEM TESTED / 送檢項目 (Job No. / 序引編號 : IC16-1465) Date of Receipt / 收件日期 : 29 June 2016
Description / 儀器名稱 : Sound Level Meter
Manufacturer / 製造商 : Rion
Model No. / 型號 : NL-52
Serial No. / 編號 : 00643049
Supplied By / 委託者 : Envirotech Services Co.
Room 113, 1/F, My Loft, 9 Hoi Wing Road, Tuen Mun,
New Territories, Hong Kong

TEST CONDITIONS / 測試條件

Temperature / 溫度 : $(23 \pm 2)^{\circ}\text{C}$ Relative Humidity / 相對濕度 : $(55 \pm 20)\%$
Line Voltage / 電壓 : ---

TEST SPECIFICATIONS / 測試規範

Calibration check

DATE OF TEST / 測試日期 : 11 July 2016


TEST RESULTS / 測試結果

The results apply to the particular unit-under-test only.
The results do not exceed manufacturer's specification.
The results are detailed in the subsequent page(s).


The test equipment used for calibration are traceable to National Standards via :

- The Government of The Hong Kong Special Administrative Region Standard & Calibration Laboratory
- Agilent Technologies / Keysight Technologies
- Rohde & Schwarz Laboratory, Germany
- Fluke Everett Service Center, USA

Tested By
測試


H T Wong
Technical Officer

Certified By
核證


K C Lee
Project Engineer

Date of Issue : 12 July 2016
簽發日期

The test equipment used for calibration are traceable to the Nation Standards as specified in this certificate. This certificate shall not be reproduced except in full, without the prior written approval of this laboratory.

本證書所載校正用之測試器材均可溯源至國際標準。局部複印本證書需先獲本實驗所書面批准。

Certificate of Calibration

校正證書

Certificate No. : C163757

證書編號

1. The unit-under-test (UUT) was allowed to stabilize in the laboratory for over 12 hours, and switched on to warm up for over 10 minutes before the commencement of the test.
2. Self-calibration was performed before the test.
3. The results presented are the mean of 3 measurements at each calibration point.
4. Test equipment :

Equipment ID	Description	Certificate No.
CL280	40 MHz Arbitrary Waveform Generator	C160077
CL281	Multifunction Acoustic Calibrator	PA160023

5. Test procedure : MA101N.

6. Results :

- 6.1 Sound Pressure Level

- 6.1.1 Reference Sound Pressure Level

UUT Setting				Applied Value		UUT Reading (dB)	IEC 61672 Class 1 Spec. (dB)
Range (dB)	Function	Frequency Weighting	Time Weighting	Level (dB)	Freq. (kHz)		
30 - 130	L _A	A	Fast	94.00	1	94.2	± 1.1

- 6.1.2 Linearity

UUT Setting				Applied Value		UUT Reading (dB)
Range (dB)	Function	Frequency Weighting	Time Weighting	Level (dB)	Freq. (kHz)	
30 - 130	L _A	A	Fast	94.00	1	94.2 (Ref.)
				104.00		104.2
				114.00		114.2

IEC 61672 Class 1 Spec. : ± 0.6 dB per 10 dB step and ± 1.1 dB for overall different.

- 6.2 Time Weighting

UUT Setting				Applied Value		UUT Reading (dB)	IEC 61672 Class 1 Spec. (dB)
Range (dB)	Function	Frequency Weighting	Time Weighting	Level (dB)	Freq. (kHz)		
30 - 130	L _A	A	Fast	94.00	1	94.2	Ref.
			Slow				

The test equipment used for calibration are traceable to the Nation Standards as specified in this certificate. This certificate shall not be reproduced except in full, without the prior written approval of this laboratory.

本證書所載校正用之測試器材均可溯源至國際標準。局部複印本證書需先獲本實驗室所書面批准。

Certificate of Calibration

校正證書

Certificate No. : C163757
證書編號

6.3 Frequency Weighting

6.3.1 A-Weighting

UUT Setting				Applied Value		UUT Reading (dB)	IEC 61672 Class 1 Spec. (dB)
Range (dB)	Function	Frequency Weighting	Time Weighting	Level (dB)	Freq.		
30 - 130	L _A	A	Fast	94.00	63 Hz	67.9	-26.2 ± 1.5
					125 Hz	77.9	-16.1 ± 1.5
					250 Hz	85.5	-8.6 ± 1.4
					500 Hz	90.9	-3.2 ± 1.4
					1 kHz	94.2	Ref.
					2 kHz	95.4	+1.2 ± 1.6
					4 kHz	95.2	+1.0 ± 1.6
					8 kHz	93.1	-1.1 (+2.1 ; -3.1)
					12.5 kHz	89.7	-4.3 (+3.0 ; -6.0)

6.3.2 C-Weighting

UUT Setting				Applied Value		UUT Reading (dB)	IEC 61672 Class 1 Spec. (dB)
Range (dB)	Function	Frequency Weighting	Time Weighting	Level (dB)	Freq.		
30 - 130	L _C	C	Fast	94.00	63 Hz	93.3	-0.8 ± 1.5
					125 Hz	94.0	-0.2 ± 1.5
					250 Hz	94.2	0.0 ± 1.4
					500 Hz	94.2	0.0 ± 1.4
					1 kHz	94.2	Ref.
					2 kHz	94.0	-0.2 ± 1.6
					4 kHz	93.4	-0.8 ± 1.6
					8 kHz	91.2	-3.0 (+2.1 ; -3.1)
					12.5 kHz	87.8	-6.2 (+3.0 ; -6.0)

Remarks : - UUT Microphone Model No. : UC-59 & S/N : 06829

- Mfr's Spec. : IEC 61672 Class 1

- Uncertainties of Applied Value :

94 dB	: 63 Hz - 125 Hz	: ± 0.35 dB
	250 Hz - 500 Hz	: ± 0.30 dB
	1 kHz	: ± 0.20 dB
	2 kHz - 4 kHz	: ± 0.35 dB
	8 kHz	: ± 0.45 dB
	12.5 kHz	: ± 0.70 dB
104 dB	: 1 kHz	: ± 0.10 dB (Ref. 94 dB)
114 dB	: 1 kHz	: ± 0.10 dB (Ref. 94 dB)

- The uncertainties are for a confidence probability of not less than 95 %.

Note :

The values given in this Certificate only relate to the values measured at the time of the test and any uncertainties quoted will not include allowance for the equipment long term drift, variations with environment changes, vibration and shock during transportation, overloading, mis-handling, or the capability of any other laboratory to repeat the measurement. Sun Creation Engineering Limited shall not be liable for any loss or damage resulting from the use of the equipment.

The test equipment used for calibration are traceable to the Nation Standards as specified in this certificate. This certificate shall not be reproduced except in full, without the prior written approval of this laboratory.

本證書所載校正用之測試器材均可溯源至國際標準。局部複印本證書需先獲本實驗室書面批准。

Appendix E
Calibration Record
(Water Quality Monitoring)



專業化驗有限公司

QUALITY PRO TEST-CONSULT LIMITED

Unit 10, 14/F, Wah Wai Centre, 38-40 Au Pui Wan St., Fotan, Hong Kong

Email: info@qualityprotest.com; Website: www.qualityprotest.com

Tel: (852) 3956 8717; Fax: (852) 3956 3928

Report of Equipment Performance Check/Calibration

Test Report No. : AF120114a
Date of Issue : 04 January, 2017
Page No. : 1 of 1

PART A – CUSTOMER INFORMATION

Enovative Environmental Service Ltd.
Rm 811, Hin Pui House,
Hin Keng Estate, Tai Wai
New Territories, Hong Kong
Attn: Mr. Thomas Wong

PART B – SAMPLE INFORMATION

Description of Samples : HACH 2100Q Portable Turbidimeter
Brand Name : HACH
Model Number : 2100Q
Serial Number : 13120C029845
Equipment Number : --
Date of Received : 16 Dec, 2016
Date of Calibration : 16 Dec, 2016
Date of Next Calibration^(a) : 16 Mar, 2017

PART C – CALIBRATION REQUESTED

<u>Parameter</u>	<u>Reference Method</u>
Turbidity	APHA 21e 2130 B

PART D – RESULT^(b,c)

Turbidity

Expected Reading (NTU)	Displayed Reading ^(d) (NTU)	Tolerance ^(e) (%)	Results
0	0.00	--	Satisfactory
4	4.12	+3.0	Satisfactory
20	20.9	+4.5	Satisfactory
100	105	+5.0	Satisfactory
800	817	+2.1	Satisfactory

Tolerance limit of turbidity should be less than ± 10.0 (%)

~ END OF REPORT ~

This report supersedes the previous report no. AF120114 dated 20 December 2016.

Remark(s)

^(a) The "Date of Next Calibration" is recommended according to best practice principals as practiced by Quality Pro Test-Consult Ltd. or quoted form relevant international standards.


^(b) The results relate only to the tested sample as received

^(c) the performance of the equipment stated in this report is checked with independent reference material and results compared against a calibrated secondary source.

^(d) "Displayed Reading" presents the figures shown on item under calibration/ checking regardless of equipment precision or significant figures.

^(e) The "Tolerance Limit" mentioned is the acceptance criteria applicable for similar equipment used by Quality Pro Test-Consult Ltd. or quoted form relevant international standards.

APPROVED SIGNATORY :


FUNG Yuen-ehing Aries
Laboratory Manager



專業化驗有限公司

QUALITY PRO TEST-CONSULT LIMITED

Unit 10, 14/F, Wah Wai Centre, 38-40 Au Pui Wan St., Fotan, Hong Kong

Email: info@qualityprotest.com; Website: www.qualityprotest.com

Tel: (852) 3956 8717; Fax: (852) 3956 3928

Report of Equipment Performance Check/Calibration

Test Report No. : AF120113
Date of Issue : 20 December, 2016
Page No. : 1 of 2

PART A – CUSTOMER INFORMATION

Enovative Environmental Service Ltd.
Rm 811, Hin Pui House,
Hin Keng Estate, Tai Wai
New Territories, Hong Kong
Attn: Mr. Thomas WONG

PART B – DESCRIPTION

Name of Equipment : YSI Professional Plus (Pro Plus) Multiparameter with sensor probe
Manufacturer : YSI (a xylem brand)
Serial Number : IOD 101566
Client's Reference Number : --
Date of Received : 16 Dec, 2016
Date of Calibration : 16 Dec, 2016
Date of Next Calibration^(a) : 16 Mar, 2017

PART C – REFERENCE METHODS/ DOCUMENTS FOR THE CALIBRATION

<u>Parameter</u>	<u>Reference Method</u>
pH at 25°C	APHA 21e 4500-H ⁺ B
Dissolved Oxygen	APHA 21e 4500-O G
Conductivity at 25°C	APHA 21e 2510B
Salinity	APHA 21e 2520B
Temperature	Section 6 of international Accreditation New Zealand Technical Guide no. 3 Second edition March 2008: Working Thermometer Calibration Procedure.

PART D – CALIBRATION RESULTS^(b,e)

pH at 25°C

Target (pH unit)	Displayed Reading ^(d) (pH Unit)	Tolerance ^(e) (pH Unit)	Results
4.00	3.96	-0.04	Satisfactory
7.42	7.37	-0.05	Satisfactory
10.01	10.05	+0.04	Satisfactory

Tolerance of pH should be less than ± 0.10 (pH unit)

~ CONTINUED ON NEXT PAGE ~

Remark(s)

- ^(a) The "Date of Next Calibration" is recommended according to best practice principals as practiced by Quality Pro Test-Consult Ltd. or quoted from relevant international standards.
- ^(b) The results relate only to the calibrated equipment as received
- ^(c) The performance of the equipment stated in this report is checked with independent reference material and results compared against a calibrated secondary source.
- ^(d) "Displayed Reading" denotes the figure shown on item under calibration/ checking regardless of equipment precision or significant figures.
- ^(e) The "Tolerance Limit" mentioned is the acceptance criteria applicable for similar equipment used by Quality Pro Test-Consult Ltd. or quoted from relevant international standards.

APPROVED SIGNATORY :

FUNG Yuen-ching Aries
Laboratory Manager



專業化驗有限公司

QUALITY PRO TEST-CONSULT LIMITED

Unit 10, 14/F, Wah Wai Centre, 38-40 Au Pui Wan St., Fotan, Hong Kong

Email: info@qualityprotest.com; Website: www.qualityprotest.com

Tel: (852) 3956 8717; Fax: (852) 3956 3928

Report of Equipment Performance Check/Calibration

Test Report No. : AF120113
Date of Issue : 20 December, 2016
Page No. : 2 of 2

PART D – RESULT (Cont'd)

Temperature

Reading of Ref. thermometer (°C)	Displayed Reading (°C)	Tolerance (°C)	Results
16.0	15.6	-0.4	Satisfactory
21.0	20.4	-0.6	Satisfactory
34.5	34.0	-0.5	Satisfactory

Tolerance limit of temperature should be less than ± 2.0 (°C)

Dissolved Oxygen

Reading of Ref. DO (mg/L)	Displayed Reading (mg/L)	Tolerance (mg/L)	Results
0.15	0.19	+0.04	Satisfactory
3.43	3.49	+0.06	Satisfactory
8.60	8.70	+0.10	Satisfactory

Tolerance limit of dissolved oxygen should be less than ± 0.20 (mg/L)

Conductivity at 25°C

Expected Reading ($\mu\text{S}/\text{cm}$)	Displayed Reading ($\mu\text{S}/\text{cm}$)	Tolerance (%)	Results
146.9	142.5	-3.0	Satisfactory
1412	1387	-1.8	Satisfactory
12890	12804	-0.7	Satisfactory
58670	57964	-1.2	Satisfactory
111900	110282	-1.4	Satisfactory

Tolerance limit of conductivity should be less than ± 10.0 (%)

Salinity

Expected Reading (g/L)	Displayed Reading (g/L)	Tolerance (%)	Results
10	9.92	-0.8	Satisfactory
20	20.14	+0.7	Satisfactory
30	30.26	+0.9	Satisfactory

Tolerance limit of salinity should be less than ± 10.0 (%)

~ END OF REPORT ~