

E. Calibration Certificates

Appendix E
Calibration Record
(Air Quality Monitoring)



ALS Laboratory Group

ANALYTICAL CHEMISTRY & TESTING SERVICES

SUB-CONTRACTING REPORT

CONTACT	: MR K.W. FAN	WORK ORDER	: HK2045301
CLIENT	: ENVIROTECH SERVICES CO.		
ADDRESS	: RM113, 1/F, MY LOFT, 9 HOI WING ROAD, TUEN MUN, N.T. HONG KONG	SUB-BATCH	: 1
		DATE RECEIVED	: 24-NOV-2020
		DATE OF ISSUE	: 30-NOV-2020
PROJECT	: ----	NO. OF SAMPLES	: 1
		CLIENT ORDER	: ----

General Comments

- Sample(s) was/ were submitted by client. Sample(s) arrived laboratory in ambient condition. The result(s) related only to the item(s) tested.
- Sample information (Project name, Sample ID, Sampling date/time, etc., if any) is provided by client.
- Calibration was subcontracted to and analysed by Action United Enviro Services.

Signatories

This document has been signed by those names that appear on this report and are the authorised signatories

Signatories

Position

Richard Fung

Managing Director

This is the Final Report and supersedes any preliminary report with this batch number.

All pages of this report have been checked and approved for release.

ALS Technichem (HK) Pty Ltd
Part of the ALS Laboratory Group

11/F, Chung Shun Knitting Centre 1 - 3 Wing Yip Street Kwai Chung N.T. Hong Kong
Tel. +852 2610 1044 Fax. +852 2610 2021 www.alsglobal.com

WORK ORDER : HK2045301
SUB-BATCH : 1
CLIENT : ENVIROTECH SERVICES CO.
PROJECT : ----



ALS Lab ID	Client's Sample ID	Sample Type	Sample Date	External Lab Report No.
HK2045301-001	S/N: 245833	Equipments	24-Nov-2020	S/N: 245833

Equipment Verification Report (TSP)

Equipment Calibrated:

Type: Laser Dust monitor
Manufacturer: Sibata LD-3B
Serial No. 245833
Equipment Ref: Nil
Job Order HK2045301

Standard Equipment:

Standard Equipment: Higher Volume Sampler (TSP)
Location & Location ID: AUES office (calibration room)
Equipment Ref: HVS 018
Last Calibration Date: 8 October 2020

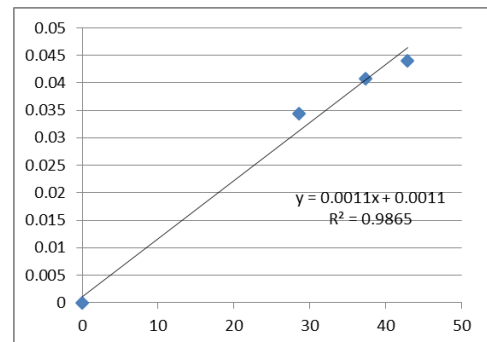
Equipment Verification Results:

Verification Date: 26 November 2020

Hour	Time	Mean Temp °C	Mean Pressure (hPa)	Concentration in mg/m ³ (Standard Equipment)	Total Count (Calibrated Equipment)	Count/Minute (Total Count/min)
2hr01min	09:18 ~ 11:19	24.0	1019.3	0.041	4525	37.3
2hr	11:22 ~ 13:22	24.0	1019.3	0.034	3430	28.6
2hr01min	13:25 ~ 15:26	24.0	1019.3	0.044	5196	42.9

Linear Regression of Y or X

Slope (K-factor): 0.0011
Correlation Coefficient 0.9932
Date of Issue 30 November 2020



Remarks:

1. **Strong** Correlation ($R > 0.8$)
 2. Factor 0.0011 should be applied for TSP monitoring
- *If $R < 0.5$, repair or re-verification is required for the equipment

Operator : Fai So Signature :  Date : 30 November 2020

QC Reviewer : Ben Tam Signature :  Date : 30 November 2020

TSP SAMPLER CALIBRATION CALCULATION SPREADSHEET

Location :	Gold King Industrial Building, Kwai Chung	Date of Calibration: 8-Oct-20
Location ID :	Calibration Room	Next Calibration Date: 8-Jan-21

CONDITIONS

Sea Level Pressure (hPa)	1015.2	Corrected Pressure (mm Hg)	761.4
Temperature (°C)	25.5	Temperature (K)	299

CALIBRATION ORIFICE

Make->	TISCH	Qstd Slope ->	2.03014
Model->	5025A	Qstd Intercept ->	-0.04616
Calibration Date->	7-Feb-20	Expiry Date->	7-Feb-21

CALIBRATION

Plate No.	H2O (L) (in)	H2O (R) (in)	H2O (in)	Qstd (m3/min)	I (chart)	IC corrected	LINEAR REGRESSION
18	6.4	6.4	12.8	1.785	56	56.00	Slope = 38.0056 Intercept = -11.6655 Corr. coeff. = 0.9991
13	5.1	5.1	10.2	1.596	49	49.00	
10	4	4	8.0	1.416	42	42.00	
8	2.5	2.5	5.0	1.124	32	32.00	
5	1.5	1.5	3.0	0.876	21	21.00	

Calculations :

$$Qstd = 1/m[\text{Sqrt}(H2O(Pa/Pstd)(Tstd/Ta))-b]$$

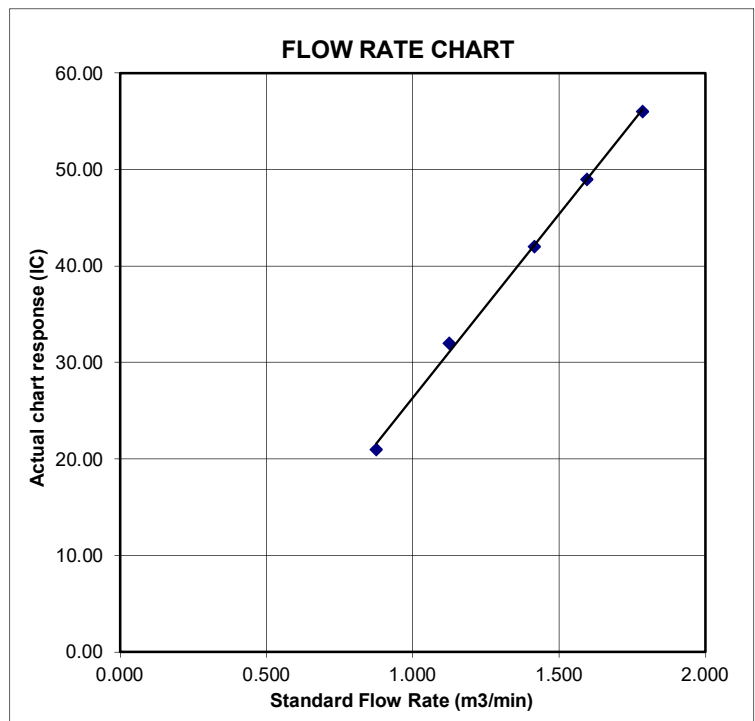
$$IC = I[\text{Sqrt}(Pa/Pstd)(Tstd/Ta)]$$

Qstd = standard flow rate
 IC = corrected chart responses
 I = actual chart response
 m = calibrator Qstd slope
 b = calibrator Qstd intercept
 Ta = actual temperature during calibration (deg K)
 Pstd = actual pressure during calibration (mm Hg)

For subsequent calculation of sampler flow:

$$1/m((I)[\text{Sqrt}(298/Tav)(Pav/760)]-b)$$

m = sampler slope
 b = sampler intercept
 I = chart response
 Tav = daily average temperature
 Pav = daily average pressure





Certificate of Calibration

Calibration Certification Information			
Cal. Date: February 7, 2020	Rootsmeter S/N: 438320	Ta: 295	°K
Operator: Jim Tisch		Pa: 745.5	mm Hg
Calibration Model #: TE-5025A	Calibrator S/N: 1612		

Run	Vol. Init (m3)	Vol. Final (m3)	ΔVol. (m3)	ΔTime (min)	ΔP (mm Hg)	ΔH (in H2O)
1	1	2	1	1.3730	3.2	2.00
2	3	4	1	0.9820	6.4	4.00
3	5	6	1	0.8780	8.0	5.00
4	7	8	1	0.8340	8.8	5.50
5	9	10	1	0.6900	12.8	8.00

Data Tabulation					
Vstd (m3)	Qstd (x-axis)	$\sqrt{\Delta H \left(\frac{Pa}{Pstd} \right) \left(\frac{Tstd}{Ta} \right)}$ (y-axis)	Va	Qa (x-axis)	$\sqrt{\Delta H (Ta/Pa)}$ (y-axis)
0.9866	0.7186	1.4078	0.9957	0.7252	0.8896
0.9824	1.0004	1.9909	0.9914	1.0096	1.2581
0.9802	1.1165	2.2259	0.9893	1.1267	1.4066
0.9792	1.1741	2.3345	0.9882	1.1849	1.4753
0.9739	1.4114	2.8155	0.9828	1.4244	1.7792
QSTD	m=	2.03014	QA	m=	1.27124
	b=	-0.04616		b=	-0.02917
	r=	0.99995		r=	0.99995

Calculations	
Vstd= $\Delta Vol((Pa-\Delta P)/Pstd)(Tstd/Ta)$	Va= $\Delta Vol((Pa-\Delta P)/Pa)$
Qstd= $Vstd/\Delta Time$	Qa= $Va/\Delta Time$
For subsequent flow rate calculations:	
Qstd= $1/m \left(\left(\sqrt{\Delta H \left(\frac{Pa}{Pstd} \right) \left(\frac{Tstd}{Ta} \right)} \right) - b \right)$	Qa= $1/m \left(\left(\sqrt{\Delta H (Ta/Pa)} \right) - b \right)$

Standard Conditions	
Tstd:	298.15 °K
Pstd:	760 mm Hg
Key	
ΔH: calibrator manometer reading (in H2O)	
ΔP: rootsmeter manometer reading (mm Hg)	
Ta: actual absolute temperature (°K)	
Pa: actual barometric pressure (mm Hg)	
b: intercept	
m: slope	

RECALIBRATION
US EPA recommends annual recalibration per 1998 40 Code of Federal Regulations Part 50 to 51, Appendix B to Part 50, Reference Method for the Determination of Suspended Particulate Matter in the Atmosphere, 9.2.17, page 30



ALS Laboratory Group

ANALYTICAL CHEMISTRY & TESTING SERVICES

SUB-CONTRACTING REPORT

CONTACT	: MR K.W. FAN	WORK ORDER	: HK2045304
CLIENT	: ENVIROTECH SERVICES CO.		
ADDRESS	: RM113, 1/F, MY LOFT, 9 HOI WING ROAD, TUEN MUN, N.T. HONG KONG	SUB-BATCH	: 1
		DATE RECEIVED	: 24-NOV-2020
		DATE OF ISSUE	: 30-NOV-2020
PROJECT	: ----	NO. OF SAMPLES	: 1
		CLIENT ORDER	: ----

General Comments

- Sample(s) was/ were submitted by client. Sample(s) arrived laboratory in ambient condition. The result(s) related only to the item(s) tested.
- Sample information (Project name, Sample ID, Sampling date/time, etc., if any) is provided by client.
- Calibration was subcontracted to and analysed by Action United Enviro Services.

Signatories

This document has been signed by those names that appear on this report and are the authorised signatories

Signatories

Position

Richard Fung

Managing Director

This is the Final Report and supersedes any preliminary report with this batch number.

All pages of this report have been checked and approved for release.

ALS Technichem (HK) Pty Ltd
Part of the ALS Laboratory Group

11/F, Chung Shun Knitting Centre 1 - 3 Wing Yip Street Kwai Chung N.T. Hong Kong
Tel. +852 2610 1044 Fax. +852 2610 2021 www.alsglobal.com

WORK ORDER : HK2045304
SUB-BATCH : 1
CLIENT : ENVIROTECH SERVICES CO.
PROJECT : ----



ALS Lab ID	Client's Sample ID	Sample Type	Sample Date	External Lab Report No.
HK2045304-001	S/N: 276015	Equipments	24-Nov-2020	S/N: 276015

Equipment Verification Report (TSP)

Equipment Calibrated:

Type: Laser Dust monitor
Manufacturer: Sibata LD-3B
Serial No. 276015
Equipment Ref: Nil
Job Order HK2045304

Standard Equipment:

Standard Equipment: Higher Volume Sampler (TSP)
Location & Location ID: AUES office (calibration room)
Equipment Ref: HVS 018
Last Calibration Date: 8 October 2020

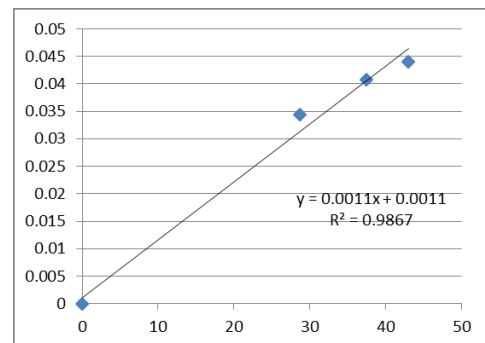
Equipment Verification Results:

Verification Date: 26 November 2020

Hour	Time	Mean Temp °C	Mean Pressure (hPa)	Concentration in mg/m ³ (Standard Equipment)	Total Count (Calibrated Equipment)	Count/Minute (Total Count/min)
2hr01min	09:18 ~ 11:19	24.0	1019.3	0.041	4541	37.5
2hr	11:22 ~ 13:22	24.0	1019.3	0.034	3443	28.7
2hr01min	13:25 ~ 15:26	24.0	1019.3	0.044	5211	43.0

Linear Regression of Y or X


Slope (K-factor): 0.0011
Correlation Coefficient 0.9933
Date of Issue 30 November 2020



Remarks:

1. **Strong** Correlation ($R > 0.8$)
 2. Factor 0.0011 should be applied for TSP monitoring
- *If $R < 0.5$, repair or re-verification is required for the equipment

Operator : Fai So Signature :  Date : 30 November 2020

QC Reviewer : Ben Tam Signature :  Date : 30 November 2020

TSP SAMPLER CALIBRATION CALCULATION SPREADSHEET

Location :	Gold King Industrial Building, Kwai Chung	Date of Calibration: 8-Oct-20
Location ID :	Calibration Room	Next Calibration Date: 8-Jan-21

CONDITIONS

Sea Level Pressure (hPa)	1015.2	Corrected Pressure (mm Hg)	761.4
Temperature (°C)	25.5	Temperature (K)	299

CALIBRATION ORIFICE

Make->	TISCH	Qstd Slope ->	2.03014
Model->	5025A	Qstd Intercept ->	-0.04616
Calibration Date->	7-Feb-20	Expiry Date->	7-Feb-21

CALIBRATION

Plate No.	H2O (L) (in)	H2O (R) (in)	H2O (in)	Qstd (m3/min)	I (chart)	IC corrected	LINEAR REGRESSION
18	6.4	6.4	12.8	1.785	56	56.00	Slope = 38.0056 Intercept = -11.6655 Corr. coeff. = 0.9991
13	5.1	5.1	10.2	1.596	49	49.00	
10	4	4	8.0	1.416	42	42.00	
8	2.5	2.5	5.0	1.124	32	32.00	
5	1.5	1.5	3.0	0.876	21	21.00	

Calculations :

$$Qstd = 1/m[\text{Sqrt}(H2O(Pa/Pstd)(Tstd/Ta))-b]$$

$$IC = I[\text{Sqrt}(Pa/Pstd)(Tstd/Ta)]$$

Qstd = standard flow rate

IC = corrected chart responses

I = actual chart response

m = calibrator Qstd slope

b = calibrator Qstd intercept

Ta = actual temperature during calibration (deg K)

Pstd = actual pressure during calibration (mm Hg)

For subsequent calculation of sampler flow:

$$1/m((I)[\text{Sqrt}(298/Tav)(Pav/760)]-b)$$

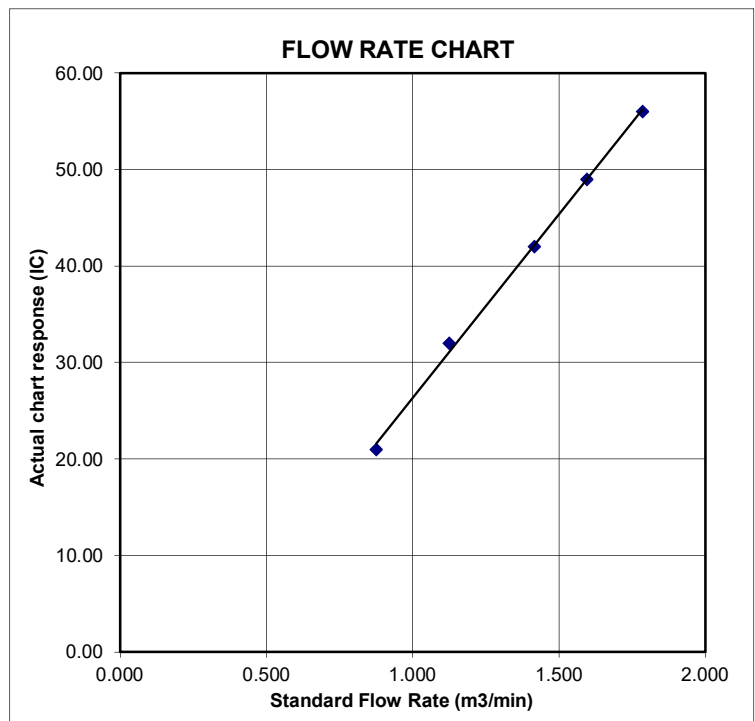
m = sampler slope

b = sampler intercept

I = chart response

Tav = daily average temperature

Pav = daily average pressure





Certificate of Calibration

Calibration Certification Information			
Cal. Date: February 7, 2020	Rootsmeter S/N: 438320	Ta: 295	°K
Operator: Jim Tisch		Pa: 745.5	mm Hg
Calibration Model #: TE-5025A	Calibrator S/N: 1612		

Run	Vol. Init (m3)	Vol. Final (m3)	ΔVol. (m3)	ΔTime (min)	ΔP (mm Hg)	ΔH (in H2O)
1	1	2	1	1.3730	3.2	2.00
2	3	4	1	0.9820	6.4	4.00
3	5	6	1	0.8780	8.0	5.00
4	7	8	1	0.8340	8.8	5.50
5	9	10	1	0.6900	12.8	8.00

Data Tabulation					
Vstd (m3)	Qstd (x-axis)	$\sqrt{\Delta H \left(\frac{Pa}{Pstd} \right) \left(\frac{Tstd}{Ta} \right)}$ (y-axis)	Va	Qa (x-axis)	$\sqrt{\Delta H (Ta/Pa)}$ (y-axis)
0.9866	0.7186	1.4078	0.9957	0.7252	0.8896
0.9824	1.0004	1.9909	0.9914	1.0096	1.2581
0.9802	1.1165	2.2259	0.9893	1.1267	1.4066
0.9792	1.1741	2.3345	0.9882	1.1849	1.4753
0.9739	1.4114	2.8155	0.9828	1.4244	1.7792
QSTD	m=	2.03014	QA	m=	1.27124
	b=	-0.04616		b=	-0.02917
	r=	0.99995		r=	0.99995

Calculations	
Vstd= $\Delta Vol((Pa-\Delta P)/Pstd)(Tstd/Ta)$	Va= $\Delta Vol((Pa-\Delta P)/Pa)$
Qstd= $Vstd/\Delta Time$	Qa= $Va/\Delta Time$
For subsequent flow rate calculations:	
Qstd= $1/m \left(\left(\sqrt{\Delta H \left(\frac{Pa}{Pstd} \right) \left(\frac{Tstd}{Ta} \right)} \right) - b \right)$	Qa= $1/m \left(\left(\sqrt{\Delta H (Ta/Pa)} \right) - b \right)$

Standard Conditions	
Tstd:	298.15 °K
Pstd:	760 mm Hg
Key	
ΔH: calibrator manometer reading (in H2O)	
ΔP: rootsmeter manometer reading (mm Hg)	
Ta: actual absolute temperature (°K)	
Pa: actual barometric pressure (mm Hg)	
b: intercept	
m: slope	

RECALIBRATION
US EPA recommends annual recalibration per 1998 40 Code of Federal Regulations Part 50 to 51, Appendix B to Part 50, Reference Method for the Determination of Suspended Particulate Matter in the Atmosphere, 9.2.17, page 30

High-Volume TSP Sampler
5-Point Calibration Record

Location : ASR1
Calibrated by : T.K.Wong
Date : 30/12/2020

Sampler

Model : GMWS-2310 ACCU-VOL
Serial Number : S/N 0816

Calibration Orifice and Standard Calibration Relationship

Serial Number : 2454
Service Date : 18 Feb 2020
Slope (m) : 2.07134
Intercept (b) : -0.040910
Correlation Coefficient(r) : 0.99999

Standard Condition

Pstd (hpa) : 1013
Tstd (K) : 298.18

Calibration Condition

Pa (hpa) : 1025
Ta(K) : 286

Resistance Plate	dH [green liquid] (inch water)	Z	X=Qstd (cubic meter/min)	IC	Y
1 18 holes	12.0	3.557	1.737	53	54.42
2 13 holes	9.6	3.181	1.556	48	49.29
3 10 holes	7.0	2.717	1.331	42	43.13
4 7 holes	4.4	2.154	1.060	35	35.94
5 5 holes	3.0	1.778	0.878	28	28.75

Sampler Calibration Relationship

Slope(m):29.162 Intercept(b):4.033 Correlation Coefficient(r): 0.9976

Checked by: Magnum Fan

Date: 05/01/2021

.0

High-Volume TSP Sampler
5-Point Calibration Record

Location : ASR2A
Calibrated by : P. F. Yeung
Date : 30/12/2020

Sampler

Model : GMWS-2310 ACCU-VOL
Serial Number : S/N 0890

Calibration Orifice and Standard Calibration Relationship

Serial Number : 2454
Service Date : 18 Feb 2020
Slope (m) : 2.07134
Intercept (b) : -0.040910
Correlation Coefficient(r) : 0.99999

Standard Condition

Pstd (hpa) : 1013
Tstd (K) : 298.18

Calibration Condition

Pa (hpa) : 1025
Ta(K) : 286

Resistance Plate	dH [green liquid] (inch water)	Z	X=Qstd (cubic meter/min)	IC	Y
1 18 holes	11.4	3.467	1.693	54	55.4
2 13 holes	8.9	3.063	1.499	49	50.3
3 10 holes	6.8	2.678	1.312	42	43.1
4 7 holes	4.2	2.104	1.036	35	35.9
5 5 holes	2.6	1.656	0.819	28	28.8

Sampler Calibration Relationship

Slope(m):30.574 Intercept(b):3.829 Correlation Coefficient(r): 0.9985

Checked by: Magnum Fan

Date: 05/01/2021

High-Volume TSP Sampler
5-Point Calibration Record

Location : ASR3
Calibrated by : P. F. Yeung
Date : 30/12/2020

Sampler

Model : GMWS-2310 ACCU-VOL
Serial Number : S/N 0764

Calibration Orifice and Standard Calibration Relationship

Serial Number : 2454
Service Date : 18 Feb 2020
Slope (m) : 2.07134
Intercept (b) : -0.040910
Correlation Coefficient(r) : 0.99999

Standard Condition

Pstd (hpa) : 1013
Tstd (K) : 298.18

Calibration Condition

Pa (hpa) : 1025
Ta(K) : 286

Resistance Plate	dH [green liquid] (inch water)	Z	X=Qstd (cubic meter/min)	IC	Y
1 18 holes	11.7	3.512	1.715	62	63.66
2 13 holes	9.2	3.114	1.523	55	56.47
3 10 holes	6.9	2.697	1.322	48	49.29
4 7 holes	4.5	2.178	1.071	42	43.13
5 5 holes	2.8	1.718	0.849	35	35.94

Sampler Calibration Relationship

Slope(m):31.382 Intercept(b):9.019 Correlation Coefficient(r): 0.9973

Checked by: Magnum Fan

Date: 05/01/2021

High-Volume TSP Sampler
5-Point Calibration Record

Location : ASR4
Calibrated by : P. F. Yeung
Date : 30/12/2020

Sampler

Model : GMWS-2310 ACCU-VOL
Serial Number : S/N 1068

Calibration Orifice and Standard Calibration Relationship

Serial Number : 2454
Service Date : 18 Feb 2020
Slope (m) : 2.07134
Intercept (b) : -0.040910
Correlation Coefficient(r) : 0.99999

Standard Condition

Pstd (hpa) : 1013
Tstd (K) : 298.18

Calibration Condition

Pa (hpa) : 1025
Ta(K) : 286

Resistance Plate	dH [green liquid] (inch water)	Z	X=Qstd (cubic meter/min)	IC	Y
1 18 holes	12.2	3.586	1.751	52	53.39
2 13 holes	9.5	3.165	1.548	46	47.23
3 10 holes	6.8	2.678	1.312	41	42.10
4 7 holes	4.6	2.202	1.083	33	33.88
5 5 holes	2.8	1.718	0.849	27	27.72

Sampler Calibration Relationship

Slope(m):28.513 Intercept(b):3.552 Correlation Coefficient(r): 0.9979

Checked by: Magnum Fan

Date: 05/01/2021

Appendix E
Calibration Record
(Noise Monitoring)



Certificate of Calibration 校正證書

Certificate No. : C202843
證書編號

ITEM TESTED / 送檢項目 (Job No. / 序引編號 : IC20-1013)

Date of Receipt / 收件日期 : 12 May 2020

Description / 儀器名稱 : Precision Acoustic Calibrator
Manufacturer / 製造商 : LARSON DAVIS
Model No. / 型號 : CAL200
Serial No. / 編號 : 11333
Supplied By / 委託者 : Envirotech Services Co.
Room 113, 1/F, My Loft, 9 Hoi Wing Road, Tuen Mun,
New Territories, Hong Kong

TEST CONDITIONS / 測試條件

Temperature / 溫度 : $(23 \pm 2)^{\circ}\text{C}$
Line Voltage / 電壓 : ---

Relative Humidity / 相對濕度 : $(50 \pm 25)\%$

TEST SPECIFICATIONS / 測試規範

Calibration check


DATE OF TEST / 測試日期 : 23 May 2020


TEST RESULTS / 測試結果

The results apply to the particular unit-under-test only.
The results do not exceed manufacturer's specification.
The results are detailed in the subsequent page(s).

The test equipment used for calibration are traceable to National Standards via :

- The Government of The Hong Kong Special Administrative Region Standard & Calibration Laboratory
- The Bruel & Kjaer Calibration Laboratory, Denmark
- Agilent Technologies / Keysight Technologies
- Fluke Everett Service Center, USA

Tested By : 
測試 : H T Wong
Assistant Engineer

Certified By : 
核證 : K C Lee
Engineer

Date of Issue : 25 May 2020
簽發日期

The test equipment used for calibration is traceable to the National Standards as specified in this certificate. This certificate shall not be reproduced except in full, without the prior written approval of this laboratory.

本證書所載校正用之測試器材均可溯源至國際標準。局部複印本證書需先獲本實驗所書面批准。



輝創工程有限公司

Sun Creation Engineering Limited

Calibration & Testing Laboratory

Certificate of Calibration 校正證書

Certificate No. : C202843
證書編號

- The unit-under-test (UUT) was allowed to stabilize in the laboratory for over 12 hours before the commencement of the test.
- The results presented are the mean of 3 measurements at each calibration point.
- Test equipment :

<u>Equipment ID</u>	<u>Description</u>	<u>Certificate No.</u>
CL130	Universal Counter	C193756
CL281	Multifunction Acoustic Calibrator	CDK1806821
TST150A	Measuring Amplifier	C201309

- Test procedure : MA100N.

- Results :

- 5.1 Sound Level Accuracy

UUT Nominal Value	Measured Value (dB)	Mfr's Spec. (dB)	Uncertainty of Measured Value (dB)
94 dB, 1 kHz	93.8	± 0.2	± 0.2
114 dB, 1 kHz	113.8		

- 5.2 Frequency Accuracy

UUT Nominal Value (kHz)	Measured Value (kHz)	Mfr's Spec.	Uncertainty of Measured Value (Hz)
1	1.000	1 kHz ± 1 %	± 1

Remark : The uncertainties are for a confidence probability of not less than 95 %.

Note :

Only the original copy or the laboratory's certified true copy is valid.

The values given in this Certificate only relate to the values measured at the time of the test and any uncertainties quoted will not include allowance for the equipment long term drift, variations with environment changes, vibration and shock during transportation, overloading, mis-handling, or the capability of any other laboratory to repeat the measurement. Sun Creation Engineering Limited shall not be liable for any loss or damage resulting from the use of the equipment.

The test equipment used for calibration is traceable to the National Standards as specified in this certificate. This certificate shall not be reproduced except in full, without the prior written approval of this laboratory.

本證書所載校正用之測試器材均可溯源至國際標準。局部複印本證書需先獲本實驗室所書面批准。

Sun Creation Engineering Limited - Calibration & Testing Laboratory

c/o 4/F, 1 Hing On Lane, Tuen Mun, New Territories, Hong Kong

輝創工程有限公司 - 校正及檢測實驗室

c/o 香港新界屯門興安里一號四樓

Tel/電話: (852) 2927 2606

Fax/傳真: (852) 2744 8986

E-mail/電郵: callab@suncreation.com

Website/網址: www.suncreation.com



Certificate of Calibration 校正證書

Certificate No. : C203474
證書編號

ITEM TESTED / 送檢項目 (Job No. / 序引編號 : IC20-1282) Date of Receipt / 收件日期 : 15 June 2020
Description / 儀器名稱 : Precision Acoustic Calibrator
Manufacturer / 製造商 : LARSON DAVIS
Model No. / 型號 : CAL200
Serial No. / 編號 : 16878
Supplied By / 委託者 : Envirotech Services Co.
Room 113, 1/F, My Loft, 9 Hoi Wing Road, Tuen Mun,
New Territories, Hong Kong

TEST CONDITIONS / 測試條件

Temperature / 溫度 : $(23 \pm 2)^{\circ}\text{C}$ Relative Humidity / 相對濕度 : $(50 \pm 25)\%$
Line Voltage / 電壓 : ---

TEST SPECIFICATIONS / 測試規範

Calibration check


DATE OF TEST / 測試日期 : 23 June 2020

TEST RESULTS / 測試結果

The results apply to the particular unit-under-test only.
The results do not exceed manufacturer's specification.
The results are detailed in the subsequent page(s).

The test equipment used for calibration are traceable to National Standards via :

- The Government of The Hong Kong Special Administrative Region Standard & Calibration Laboratory
- Agilent Technologies / Keysight Technologies
- Fluke Everett Service Center, USA
- The Bruel & Kjaer Calibration Laboratory, Denmark


Tested By : 
測試 : _____
K P Cheuk
Assistant Engineer

Certified By : 
核證 : _____
K C Lee
Engineer

Date of Issue : 29 June 2020
簽發日期

The test equipment used for calibration is traceable to the National Standards as specified in this certificate. This certificate shall not be reproduced except in full, without the prior written approval of this laboratory.

本證書所載校正用之測試器材均可溯源至國際標準。局部複印本證書需先獲本實驗所書面批准。



輝創工程有限公司

Sun Creation Engineering Limited

Calibration & Testing Laboratory

Certificate of Calibration

校正證書

Certificate No. : C203474
證書編號

- The unit-under-test (UUT) was allowed to stabilize in the laboratory for over 12 hours before the commencement of the test.
- The results presented are the mean of 3 measurements at each calibration point.
- Test equipment :

<u>Equipment ID</u>	<u>Description</u>	<u>Certificate No.</u>
CL130	Universal Counter	C193756
CL281	Multifunction Acoustic Calibrator	CDK1806821
TST150A	Measuring Amplifier	C201309

- Test procedure : MA100N.

- Results :

5.1 Sound Level Accuracy

UUT Nominal Value	Measured Value (dB)	Mfr's Spec. (dB)	Uncertainty of Measured Value (dB)
94 dB, 1 kHz	93.9	± 0.2	± 0.2
114 dB, 1 kHz	113.9		

5.2 Frequency Accuracy

UUT Nominal Value (kHz)	Measured Value (kHz)	Mfr's Spec.	Uncertainty of Measured Value (Hz)
1	1.000	1 kHz ± 1 %	± 1

Remark : The uncertainties are for a confidence probability of not less than 95 %.

Note :

Only the original copy or the laboratory's certified true copy is valid.

The values given in this Certificate only relate to the values measured at the time of the test and any uncertainties quoted will not include allowance for the equipment long term drift, variations with environment changes, vibration and shock during transportation, overloading, mis-handling, or the capability of any other laboratory to repeat the measurement. Sun Creation Engineering Limited shall not be liable for any loss or damage resulting from the use of the equipment.

The test equipment used for calibration is traceable to the National Standards as specified in this certificate. This certificate shall not be reproduced except in full, without the prior written approval of this laboratory.

本證書所載校正用之測試器材均可溯源至國際標準。局部複印本證書需先獲本實驗室書面批准。

Sun Creation Engineering Limited Calibration & Testing Laboratory

c/o 4/F, 1 Hing On Lane, Tuen Mun, New Territories, Hong Kong

輝創工程有限公司 - 校正及檢測實驗室

c/o 香港新界屯門興安里一號四樓

Tel/電話: (852) 2927 2606

Fax/傳真: (852) 2744 8986

E-mail/電郵: callab@suncreation.com

Website/網址: www.suncreation.com



Certificate of Calibration 校正證書

Certificate No. : C203481
證書編號

ITEM TESTED / 送檢項目 (Job No. / 序引編號 : IC20-1282) Date of Receipt / 收件日期 : 15 June 2020
Description / 儀器名稱 : Sound Level Meter
Manufacturer / 製造商 : Rion
Model No. / 型號 : NL-52
Serial No. / 編號 : 00331806
Supplied By / 委託者 : Envirotech Services Co.
Room 113, 1/F, My Loft, 9 Hoi Wing Road, Tuen Mun,
New Territories, Hong Kong

TEST CONDITIONS / 測試條件

Temperature / 溫度 : $(23 \pm 2)^{\circ}\text{C}$ Relative Humidity / 相對濕度 : $(50 \pm 25)\%$
Line Voltage / 電壓 : ---

TEST SPECIFICATIONS / 測試規範

Calibration check

DATE OF TEST / 測試日期 : 23 June 2020


TEST RESULTS / 測試結果

The results apply to the particular unit-under-test only.
The results do not exceed manufacturer's specification.
The results are detailed in the subsequent page(s).

The test equipment used for calibration are traceable to National Standards via :

- The Government of The Hong Kong Special Administrative Region Standard & Calibration Laboratory
- Agilent Technologies / Keysight Technologies
- Fluke Everett Service Center, USA
- The Bruel & Kjaer Calibration Laboratory, Denmark

Tested By
測試


K P Cheuk
Assistant Engineer

Certified By
核證


K C Lee
Engineer

Date of Issue : 29 June 2020
簽發日期

The test equipment used for calibration is traceable to the National Standards as specified in this certificate. This certificate shall not be reproduced except in full, without the prior written approval of this laboratory.

本證書所載校正用之測試器材均可溯源至國際標準。局部複印本證書需先獲本實驗所書面批准。

Certificate of Calibration

校正證書

Certificate No. : C203481
證書編號

1. The unit-under-test (UUT) was allowed to stabilize in the laboratory for over 12 hours, and switched on to warm up for over 10 minutes before the commencement of the test.
2. Self-calibration was performed before the test.
3. The results presented are the mean of 3 measurements at each calibration point.
4. Test equipment :

Equipment ID	Description	Certificate No.
CL280	40 MHz Arbitrary Waveform Generator	C200258
CL281	Multifunction Acoustic Calibrator	CDK1806821

5. Test procedure : MA101N.

6. Results :

6.1 Sound Pressure Level

6.1.1 Reference Sound Pressure Level

UUT Setting				Applied Value		UUT Reading (dB)	IEC 61672 Class 1 Spec. (dB)
Range (dB)	Function	Frequency Weighting	Time Weighting	Level (dB)	Freq. (kHz)		
30 - 130	L _A	A	Fast	94.00	1	93.7	± 1.1

6.1.2 Linearity

UUT Setting				Applied Value		UUT Reading (dB)
Range (dB)	Function	Frequency Weighting	Time Weighting	Level (dB)	Freq. (kHz)	
30 - 130	L _A	A	Fast	94.00	1	93.7 (Ref.)
				104.00		103.7
				114.00		113.7

IEC 61672 Class 1 Spec. : ± 0.6 dB per 10 dB step and ± 1.1 dB for overall different.

6.2 Time Weighting

UUT Setting				Applied Value		UUT Reading (dB)	IEC 61672 Class 1 Spec. (dB)
Range (dB)	Function	Frequency Weighting	Time Weighting	Level (dB)	Freq. (kHz)		
30 - 130	L _A	A	Fast	94.00	1	93.7	Ref.
			Slow				

The test equipment used for calibration is traceable to the National Standards as specified in this certificate. This certificate shall not be reproduced except in full, without the prior written approval of this laboratory.

本證書所載校正用之測試器材均可溯源至國際標準。局部複印本證書需先獲本實驗室所書面批准。

Certificate of Calibration

校正證書

Certificate No. : C203481
證書編號

6.3 Frequency Weighting

6.3.1 A-Weighting

UUT Setting				Applied Value		UUT Reading (dB)	IEC 61672 Class 1 Spec. (dB)
Range (dB)	Function	Frequency Weighting	Time Weighting	Level (dB)	Freq.		
30 - 130	L _A	A	Fast	94.00	63 Hz	67.4	-26.2 ± 1.5
					125 Hz	77.5	-16.1 ± 1.5
					250 Hz	85.0	-8.6 ± 1.4
					500 Hz	90.5	-3.2 ± 1.4
					1 kHz	93.7	Ref.
					2 kHz	94.9	+1.2 ± 1.6
					4 kHz	94.7	+1.0 ± 1.6
					8 kHz	92.7	-1.1 (+2.1 ; -3.1)
					12.5 kHz	89.3	-4.3 (+3.0 ; -6.0)

6.3.2 C-Weighting

UUT Setting				Applied Value		UUT Reading (dB)	IEC 61672 Class 1 Spec. (dB)
Range (dB)	Function	Frequency Weighting	Time Weighting	Level (dB)	Freq.		
30 - 130	L _C	C	Fast	94.00	63 Hz	92.8	-0.8 ± 1.5
					125 Hz	93.5	-0.2 ± 1.5
					250 Hz	93.7	0.0 ± 1.4
					500 Hz	93.7	0.0 ± 1.4
					1 kHz	93.7	Ref.
					2 kHz	93.5	-0.2 ± 1.6
					4 kHz	92.9	-0.8 ± 1.6
					8 kHz	90.8	-3.0 (+2.1 ; -3.1)
					12.5 kHz	87.3	-6.2 (+3.0 ; -6.0)

The test equipment used for calibration is traceable to the National Standards as specified in this certificate. This certificate shall not be reproduced except in full, without the prior written approval of this laboratory.

本證書所載校正用之測試器材均可溯源至國際標準。局部複印本證書需先獲本實驗室所書面批准。



Certificate of Calibration

校正證書

Certificate No. : C203481
證書編號

Remarks : - UUT Microphone Model No. : UC-59 & S/N : 12128

- Mfr's Spec. : IEC 61672 Class 1

- Uncertainties of Applied Value :

94 dB	: 63 Hz - 125 Hz	: ± 0.35 dB
	250 Hz - 500 Hz	: ± 0.30 dB
	1 kHz	: ± 0.20 dB
	2 kHz - 4 kHz	: ± 0.35 dB
	8 kHz	: ± 0.45 dB
	12.5 kHz	: ± 0.70 dB
104 dB	: 1 kHz	: ± 0.10 dB (Ref. 94 dB)
114 dB	: 1 kHz	: ± 0.10 dB (Ref. 94 dB)

- The uncertainties are for a confidence probability of not less than 95 %.

Note :

Only the original copy or the laboratory's certified true copy is valid.

The values given in this Certificate only relate to the values measured at the time of the test and any uncertainties quoted will not include allowance for the equipment long term drift, variations with environment changes, vibration and shock during transportation, overloading, mis-handling, or the capability of any other laboratory to repeat the measurement. Sun Creation Engineering Limited shall not be liable for any loss or damage resulting from the use of the equipment.

The test equipment used for calibration is traceable to the National Standards as specified in this certificate. This certificate shall not be reproduced except in full, without the prior written approval of this laboratory.

本證書所載校正用之測試器材均可溯源至國際標準。局部複印本證書需先獲本實驗室所書面批准。

Appendix E
Calibration Record
(Water Quality Monitoring)



REPORT OF EQUIPMENT PERFORMANCE CHECK/ CALIBRATION

Report No. : AJ120104
Date of Issue : 31 December 2020
Page No. : 1 of 2

PART A – CUSTOMER INFORMATION

Enovative Environmental Service Ltd.
Flat 2207, Yu Fun House,
Yu Chui Court, Shatin
New Territories, Hong Kong
Attn: Mr. Thomas WONG

PART B – DESCRIPTION

Name of Equipment : YSI ProDSS (Multi-Parameters)
Manufacturer : YSI (a xylem brand)
Serial Number : 17H105557
Date of Received : Dec 02, 2020
Date of Calibration : Dec 02, 2020
Date of Next Calibration^(a) : Mar 01, 2021

PART C – REFERENCE METHODS/ DOCUMENTS FOR THE CALIBRATION

Parameter	Reference Method
pH at 25°C	APHA 21e 4500-H ⁺ B
Dissolved Oxygen	APHA 21e 4500-O G
Conductivity at 25°C	APHA 21e 2510 B
Salinity	APHA 21e 2520 B
Turbidity	APHA 21e 2130 B
Temperature	Section 6 of international Accreditation New Zealand Technical Guide no. 3 Second edition March 2008: Working Thermometer Calibration Procedure.

PART D – CALIBRATION RESULTS^(b,c)

(1) pH at 25°C

Target (pH unit)	Displayed Reading ^(d) (pH Unit)	Tolerance ^(e) (pH Unit)	Results
4.00	4.05	0.05	Satisfactory
7.42	7.41	-0.01	Satisfactory
10.01	9.92	-0.09	Satisfactory

Tolerance of pH should be less than ± 0.20 (pH unit)

(2) Temperature


Reading of Ref. thermometer (°C)	Displayed Reading (°C)	Tolerance (°C)	Results
10	10.0	0.0	Satisfactory
20	20.0	0.0	Satisfactory
40	40.1	0.1	Satisfactory

Tolerance limit of temperature should be less than ± 2.0 (°C)

~ CONTINUED ON NEXT PAGE ~

Remark(s): -

- ^(a) The "Date of Next Calibration" is recommended according to best practice principals as practiced by QPT or quoted from relevant international standards.
^(b) The results relate only to the calibrated equipment as received
^(c) The performance of the equipment stated in this report is checked with independent reference material and results compared against a calibrated secondary source.
^(d) "Displayed Reading" denotes the figure shown on item under calibration/ checking regardless of equipment precision or significant figures.
^(e) The "Tolerance Limit" mentioned is referenced to YSI product specifications.


LEE Chun-ning, Desmond
Senior Chemist



REPORT OF EQUIPMENT PERFORMANCE CHECK/ CALIBRATION

Report No. : AJ120104
Date of Issue : 31 December 2020
Page No. : 2 of 2

PART D – CALIBRATION RESULTS (Cont'd)

(3) Dissolved Oxygen

Expected Reading (mg/L)	Displayed Reading (mg/L)	Tolerance (mg/L)	Results
0.06	0.40	0.34	Satisfactory
1.80	1.36	-0.44	Satisfactory
5.14	4.70	-0.44	Satisfactory
8.44	8.60	0.16	Satisfactory

Tolerance limit of dissolved oxygen should be less than ± 0.50 (mg/L)

(4) Conductivity at 25°C

Conc. of KCl (M)	Expected Reading ($\mu\text{S/cm}$)	Displayed Reading ($\mu\text{S/cm}$)	Tolerance (%)	Results
0.001	146.9	157.0	6.88	Satisfactory
0.01	1412	1376	-2.55	Satisfactory
0.1	12890	12854	-0.28	Satisfactory
0.5	58670	57630	-1.77	Satisfactory
1.0	111900	111802	-0.09	Satisfactory

Tolerance limit of conductivity should be less than ± 10.0 (%)

(5) Salinity

Expected Reading (g/L)	Displayed Reading (g/L)	Tolerance (%)	Results
10	10.08	0.80	Satisfactory
20	20.10	0.50	Satisfactory
30	30.52	1.73	Satisfactory

Tolerance limit of salinity should be less than ± 10.0 (%)

(6) Turbidity

Expected Reading (NTU)	Displayed Reading ^(f) (NTU)	Tolerance ^(g) (%)	Results
0	0.08	--	Satisfactory
10	9.89	-1.1	Satisfactory
20	19.96	-0.2	Satisfactory
100	107.74	7.7	Satisfactory
800	798.46	-0.2	Satisfactory

Tolerance limit of turbidity should be less than ± 10.0 (%)

~ END OF REPORT ~

Remark(s): -

^(f) "Displayed Reading" presents the figures shown on item under calibration/ checking regardless of equipment precision or significant figures.

^(g) The "Tolerance Limit" mentioned is the acceptance criteria applicable for similar equipment used by Quality Pro Test-Consult Ltd. or quoted from relevant international standards.