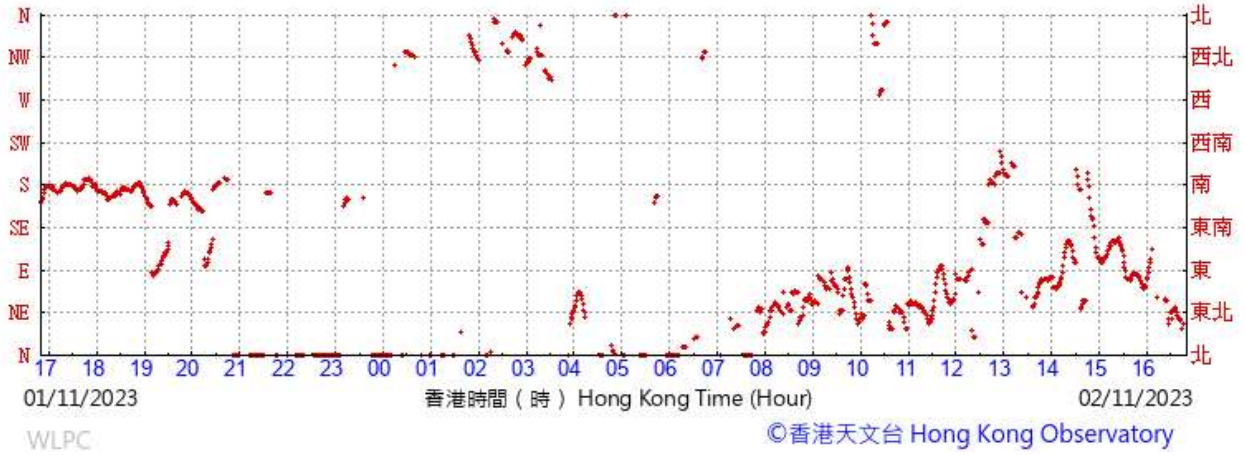


G. Weather Conditions during the Monitoring Period

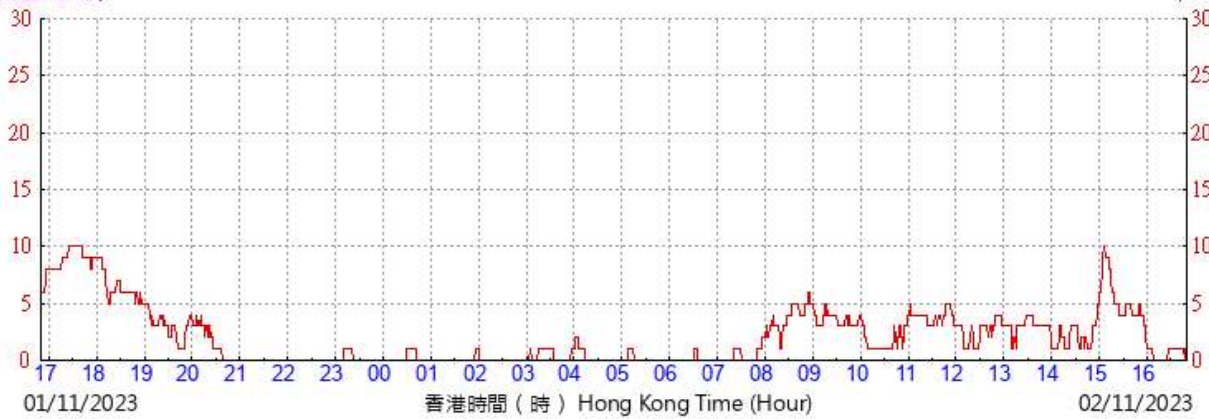
Wind Data for Wetland Park

2 November 2023

(於香港時間02/11/2023 16 時 50 分更新) (Updated at 16:50H on 02/11/2023)



(公里/小時) (於香港時間02/11/2023 16 時 50 分更新) (Updated at 16:50H on 02/11/2023) (km/h)



十分鐘平均風向及風速

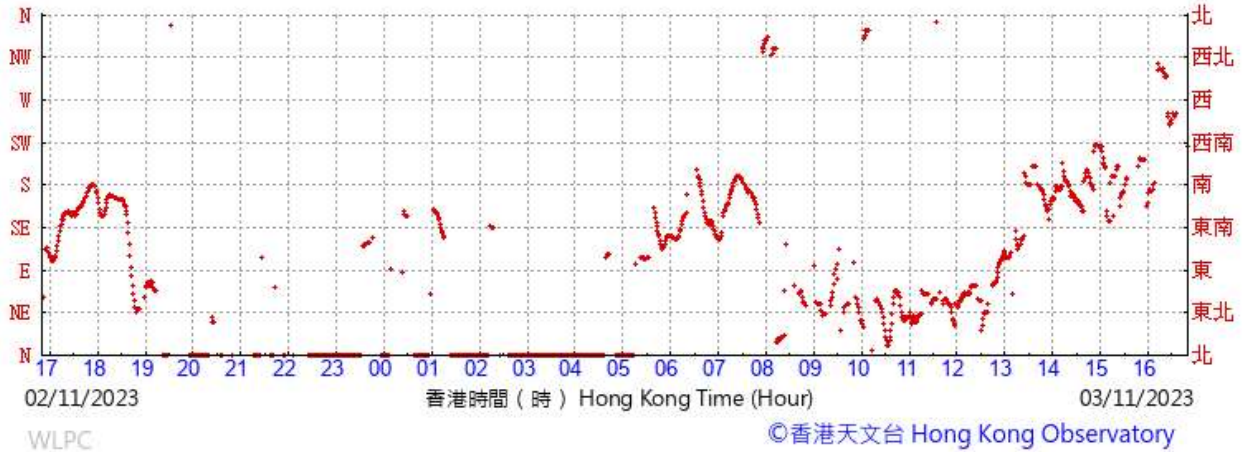
10-minute mean wind



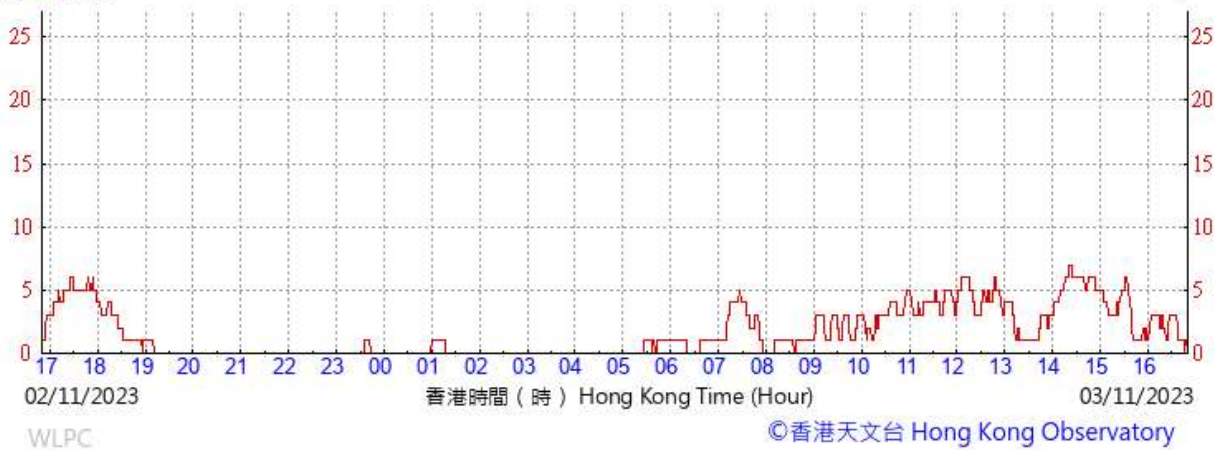
Wind Data for Wetland Park

3 November 2023

(於香港時間03/11/2023 16 時 50 分更新) (Updated at 16:50H on 03/11/2023)

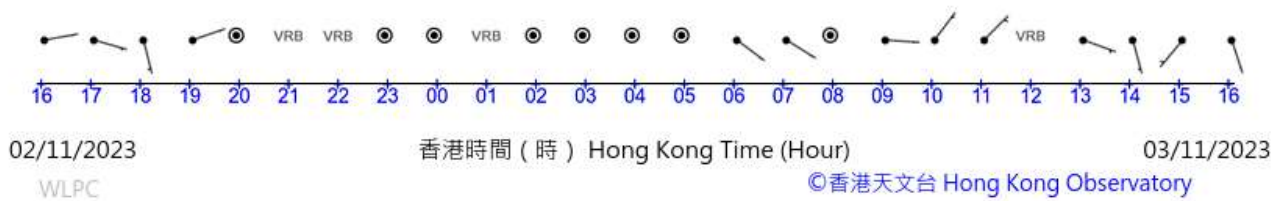


(公里/小時) (於香港時間03/11/2023 16 時 50 分更新) (Updated at 16:50H on 03/11/2023) (km/h)



十分鐘平均風向及風速

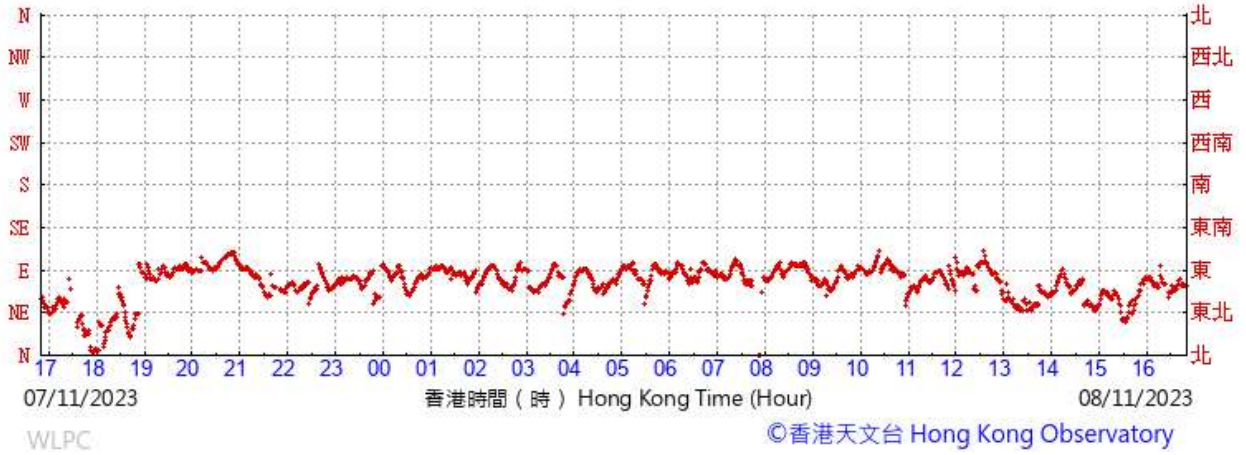
10-minute mean wind



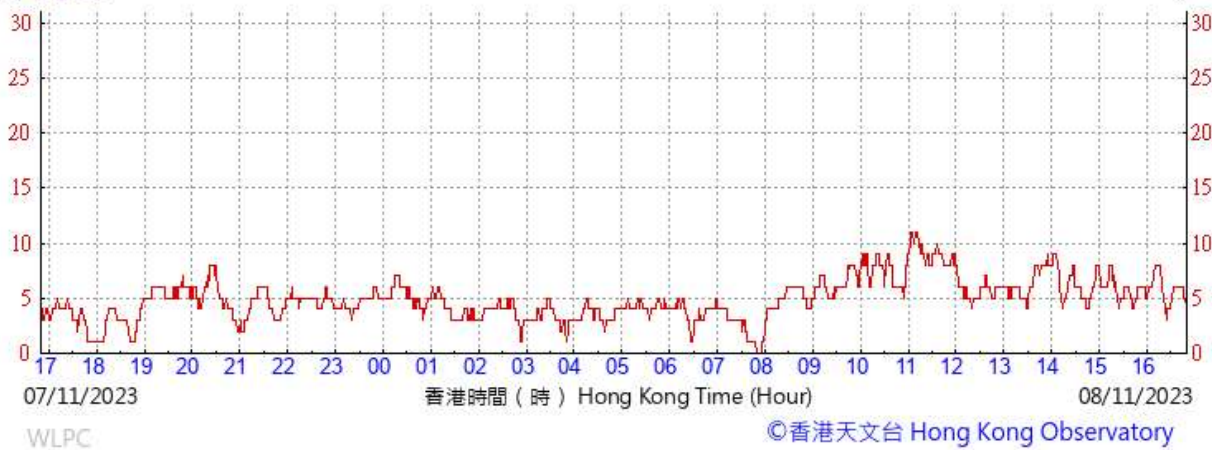
Wind Data for Wetland Park

8 November 2023

(於香港時間08/11/2023 16時50分更新) (Updated at 16:50H on 08/11/2023)

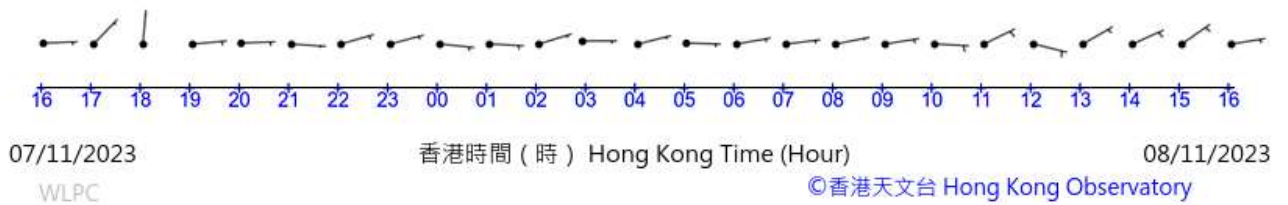


(公里/小時) (於香港時間08/11/2023 16時50分更新) (Updated at 16:50H on 08/11/2023) (km/h)



十分鐘平均風向及風速

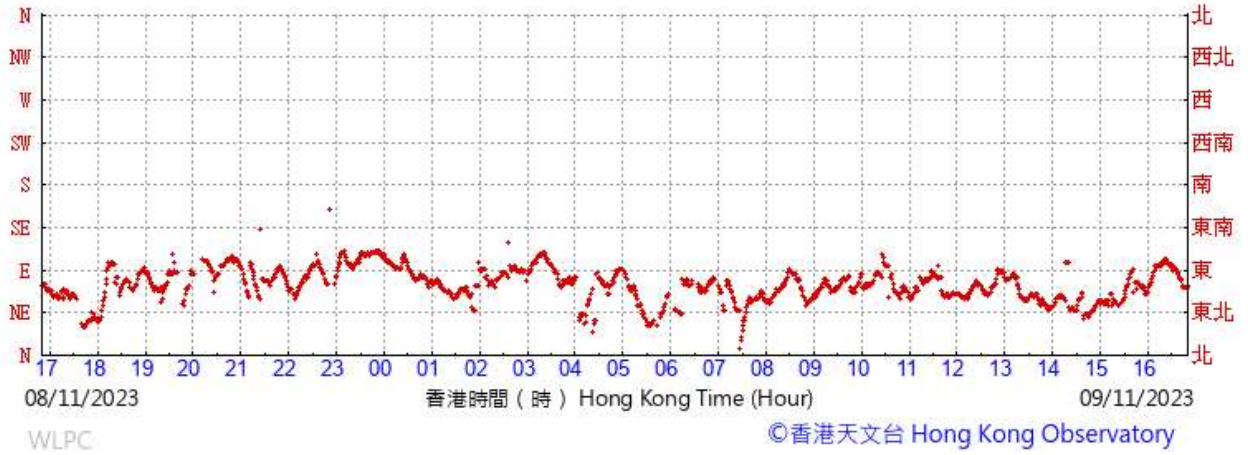
10-minute mean wind



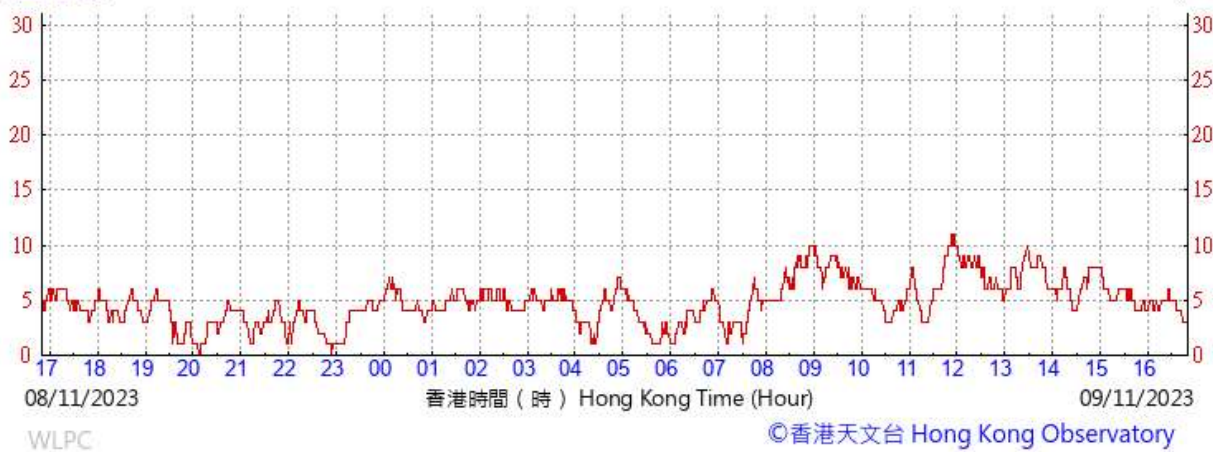
Wind Data for Wetland Park

9 November 2023

(於香港時間09/11/2023 16 時 50 分更新) (Updated at 16:50H on 09/11/2023)

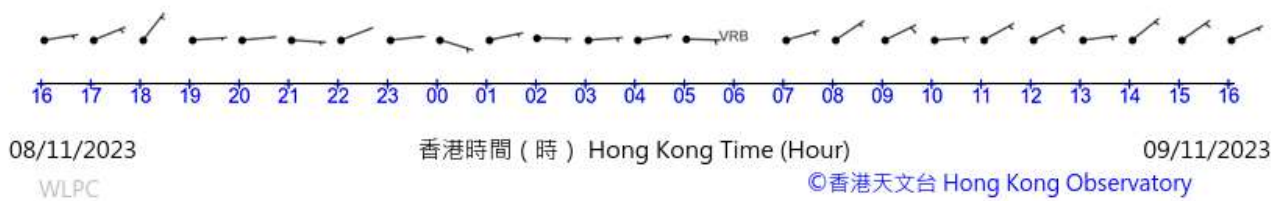


(公里/小時) (於香港時間09/11/2023 16 時 50 分更新) (Updated at 16:50H on 09/11/2023) (km/h)



十分鐘平均風向及風速

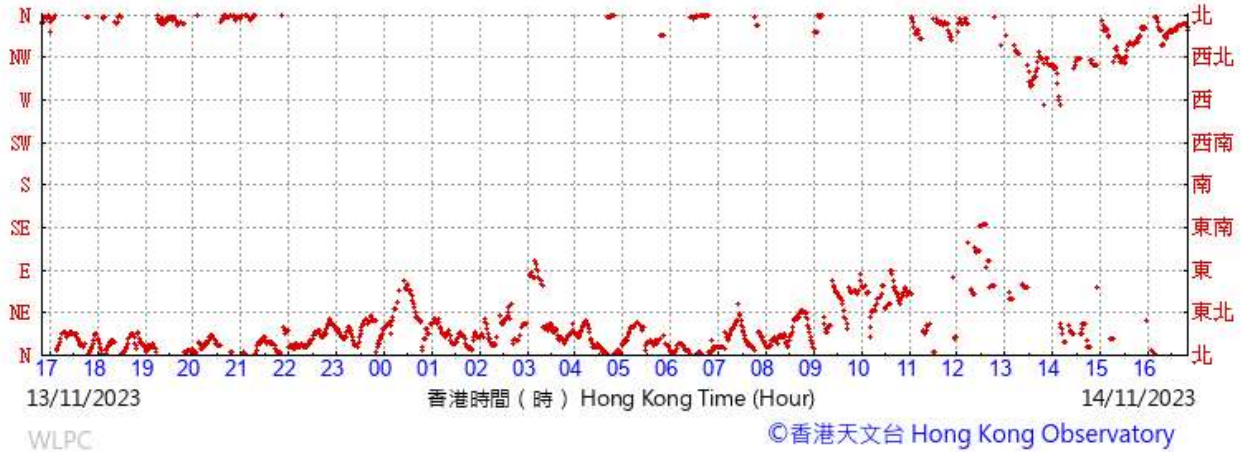
10-minute mean wind



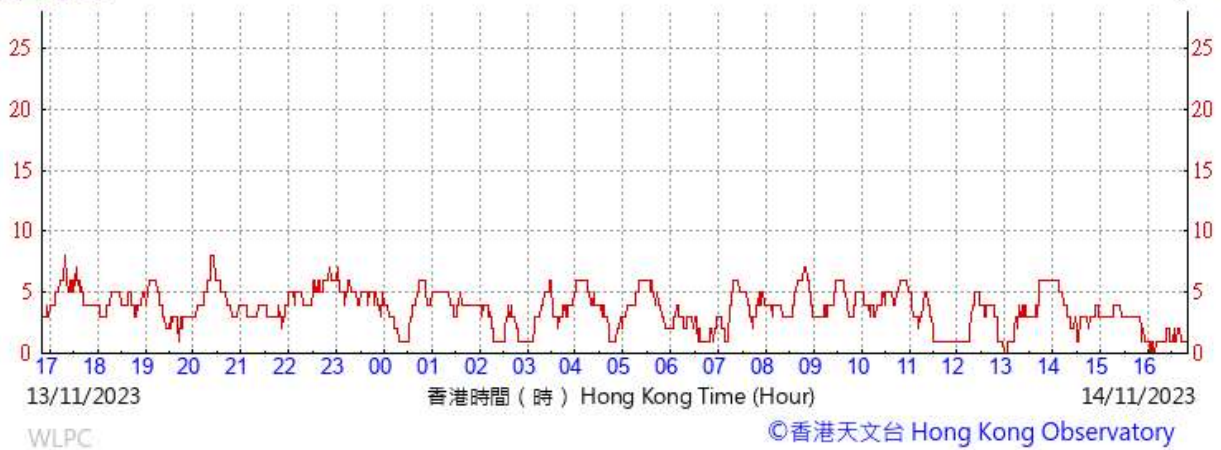
Wind Data for Wetland Park

14 November 2023

(於香港時間14/11/2023 16時50分更新) (Updated at 16:50H on 14/11/2023)

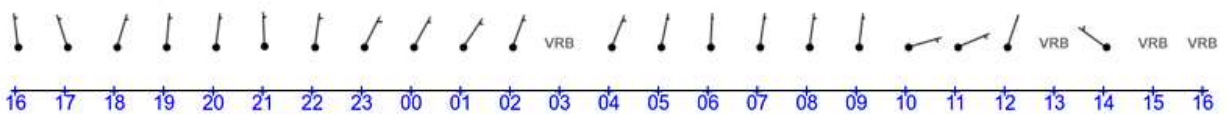


(公里/小時) (於香港時間14/11/2023 16時50分更新) (Updated at 16:50H on 14/11/2023) (km/h)



十分鐘平均風向及風速

10-minute mean wind



13/11/2023

香港時間 (時) Hong Kong Time (Hour)

14/11/2023

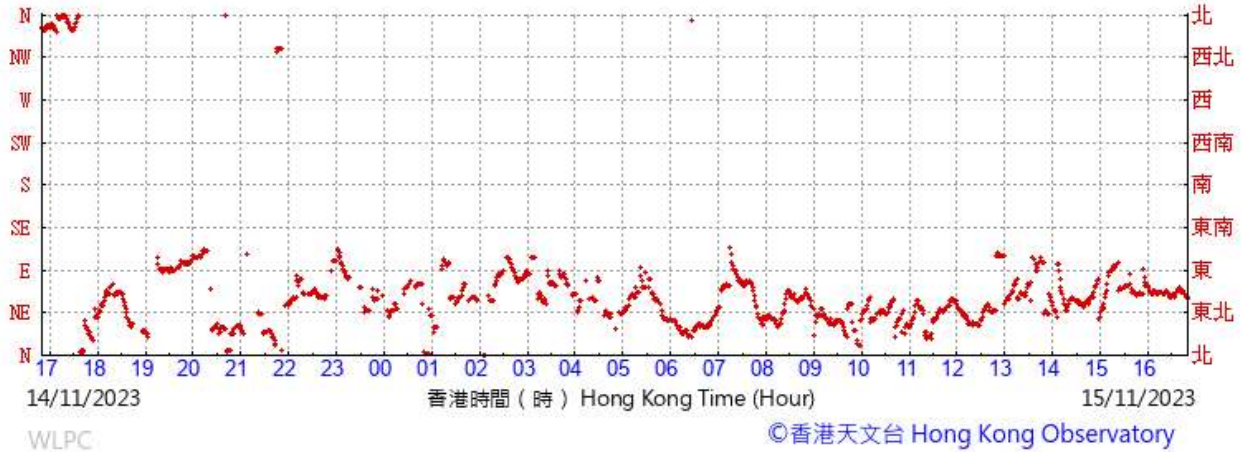
WLPC

©香港天文台 Hong Kong Observatory

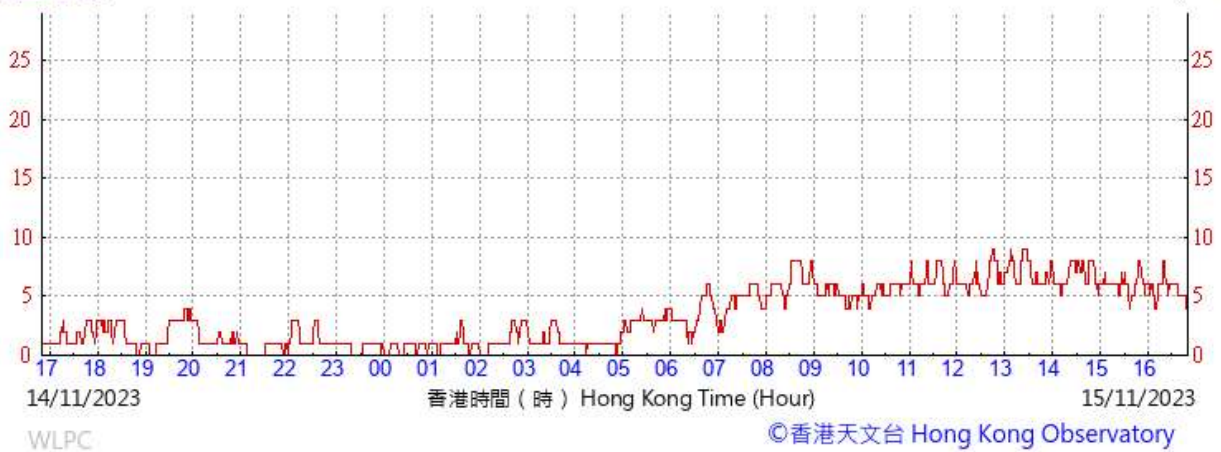
Wind Data for Wetland Park

15 November 2023

(於香港時間15/11/2023 16 時 50 分更新) (Updated at 16:50H on 15/11/2023)

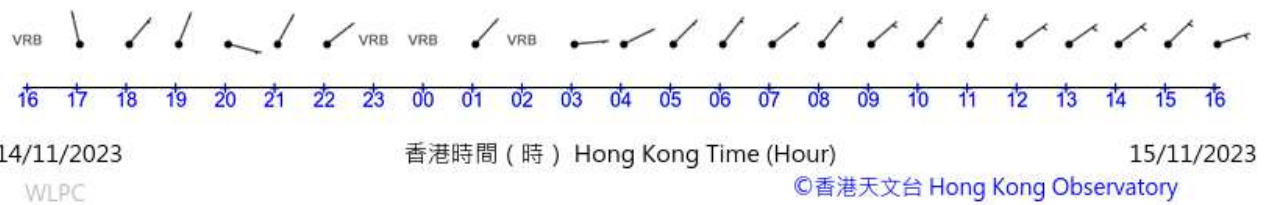


(公里/小時) (於香港時間15/11/2023 16 時 50 分更新) (Updated at 16:50H on 15/11/2023) (km/h)



十分鐘平均風向及風速

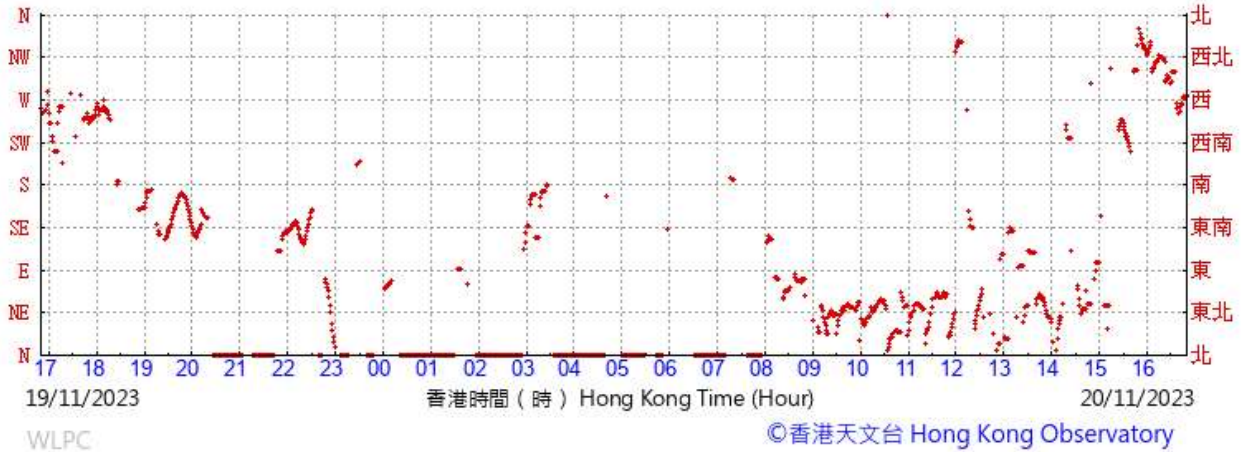
10-minute mean wind



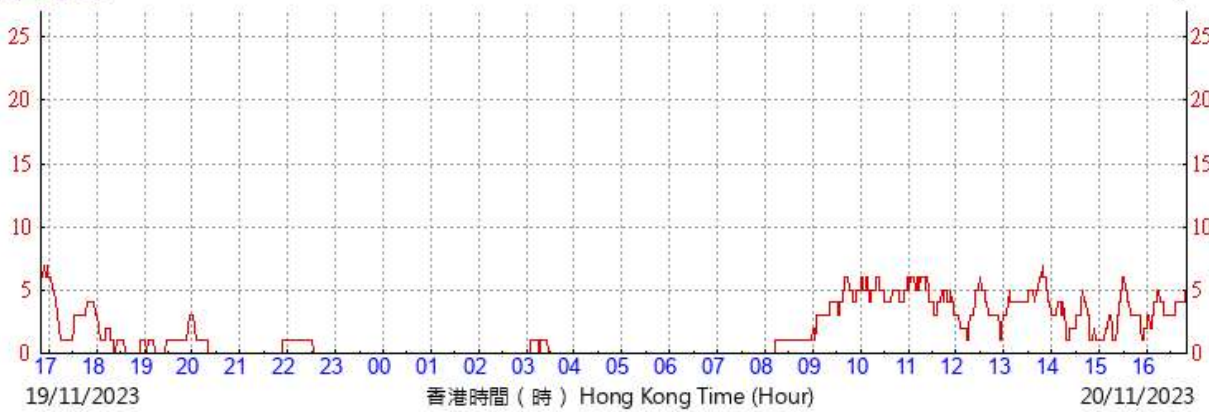
Wind Data for Wetland Park

20 November 2023

(於香港時間20/11/2023 16 時 50 分更新) (Updated at 16:50H on 20/11/2023)



(公里/小時) (於香港時間20/11/2023 16 時 50 分更新) (Updated at 16:50H on 20/11/2023) (km/h)



十分鐘平均風向及風速

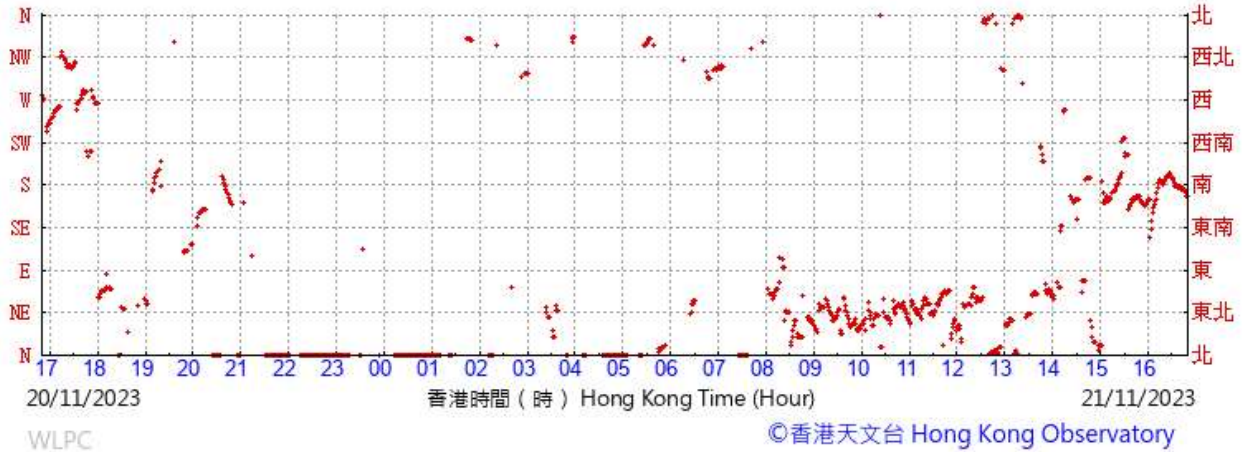
10-minute mean wind



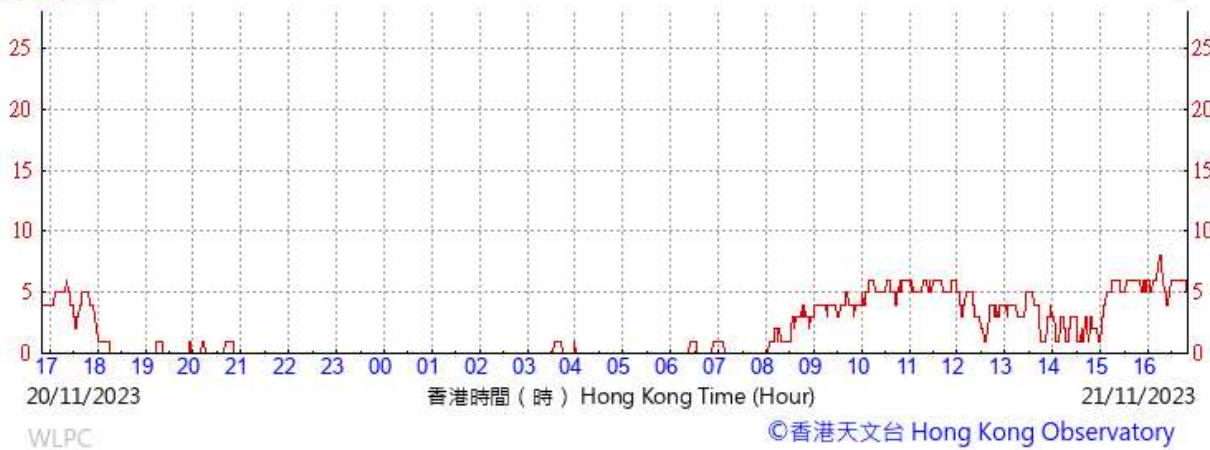
Wind Data for Wetland Park

21 November 2023

(於香港時間21/11/2023 16時50分更新) (Updated at 16:50H on 21/11/2023)

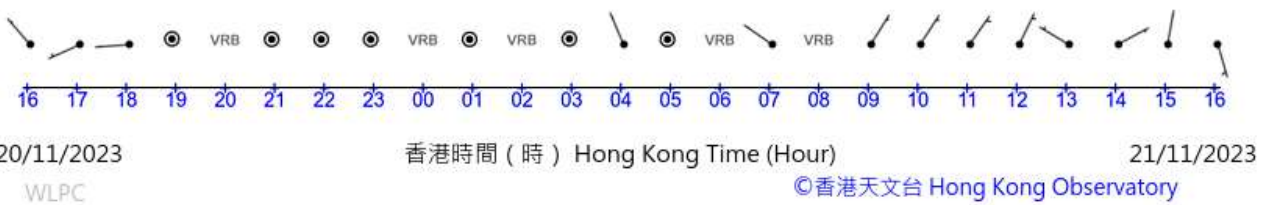


(公里/小時) (於香港時間21/11/2023 16時50分更新) (Updated at 16:50H on 21/11/2023) (km/h)



十分鐘平均風向及風速

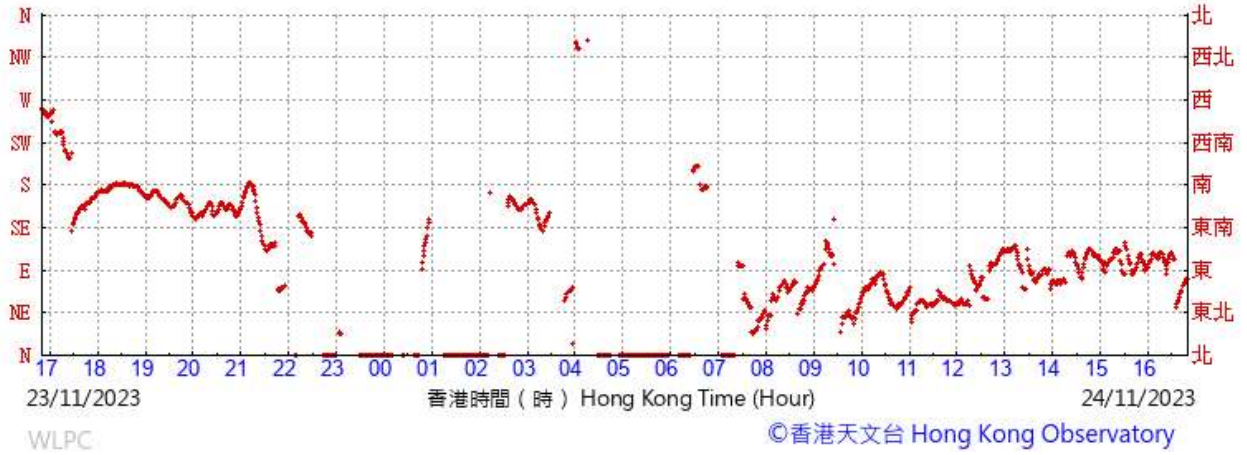
10-minute mean wind



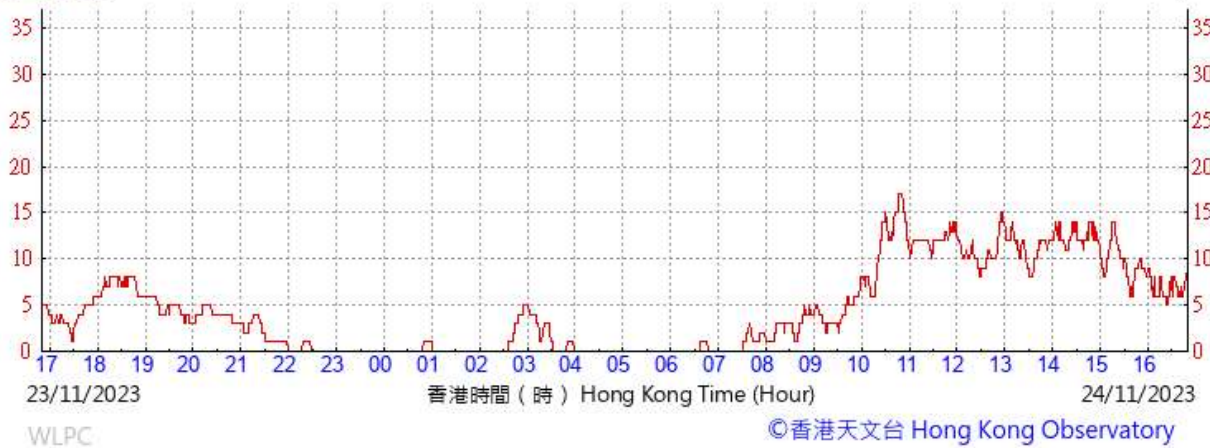
Wind Data for Wetland Park

24 November 2023

(於香港時間24/11/2023 16 時 50 分更新) (Updated at 16:50H on 24/11/2023)

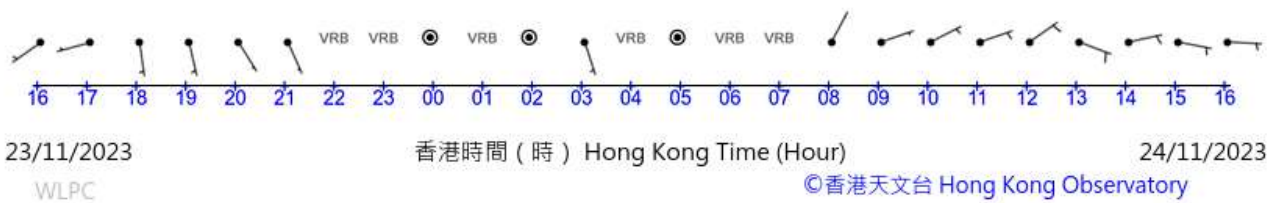


(公里/小時) (於香港時間24/11/2023 16 時 50 分更新) (Updated at 16:50H on 24/11/2023) (km/h)



十分鐘平均風向及風速

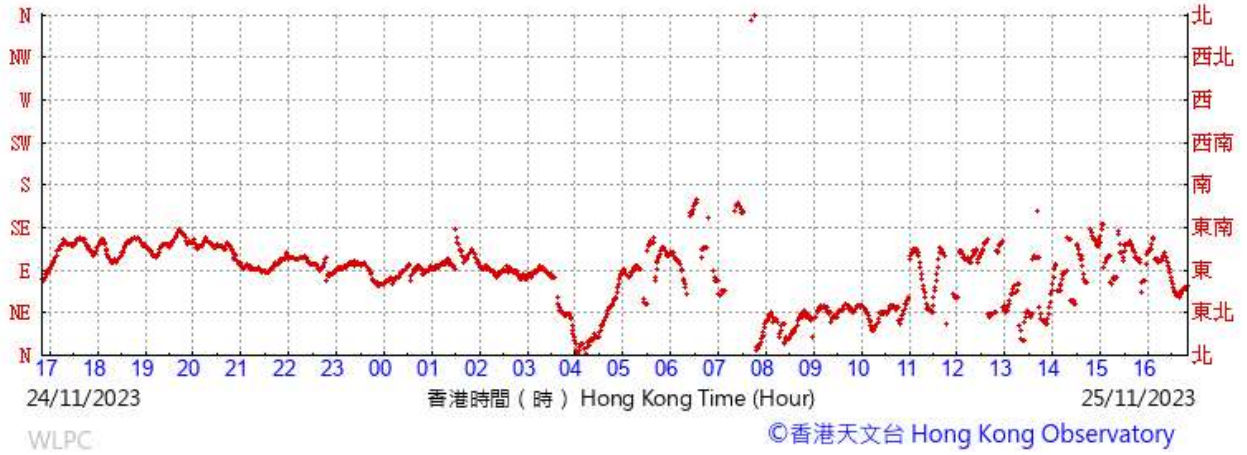
10-minute mean wind



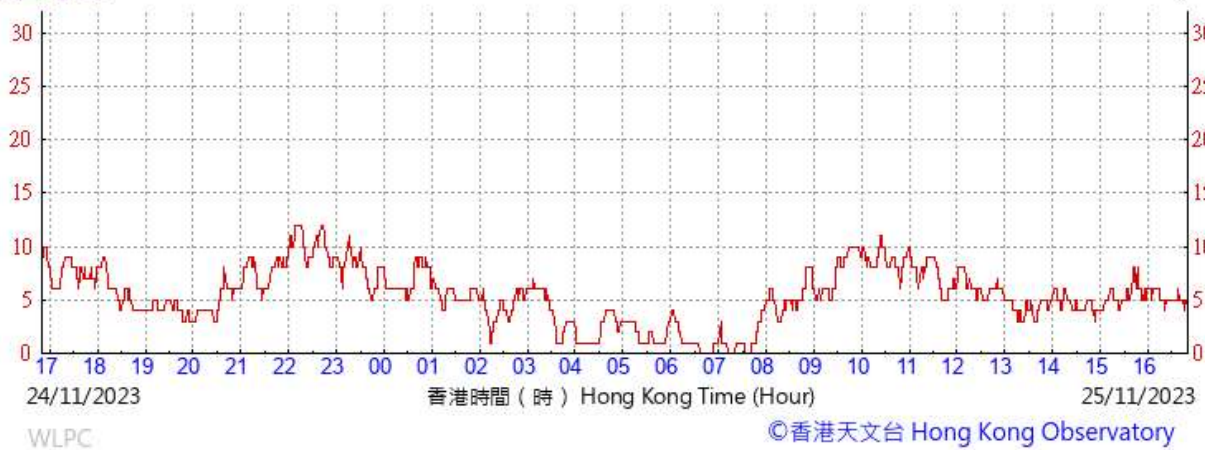
Wind Data for Wetland Park

25 November 2023

(於香港時間25/11/2023 16 時 50 分更新) (Updated at 16:50H on 25/11/2023)

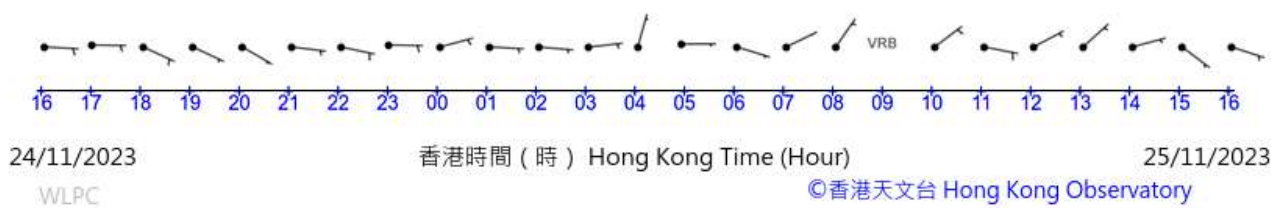


(公里/小時) (於香港時間25/11/2023 16 時 50 分更新) (Updated at 16:50H on 25/11/2023) (km/h)



十分鐘平均風向及風速

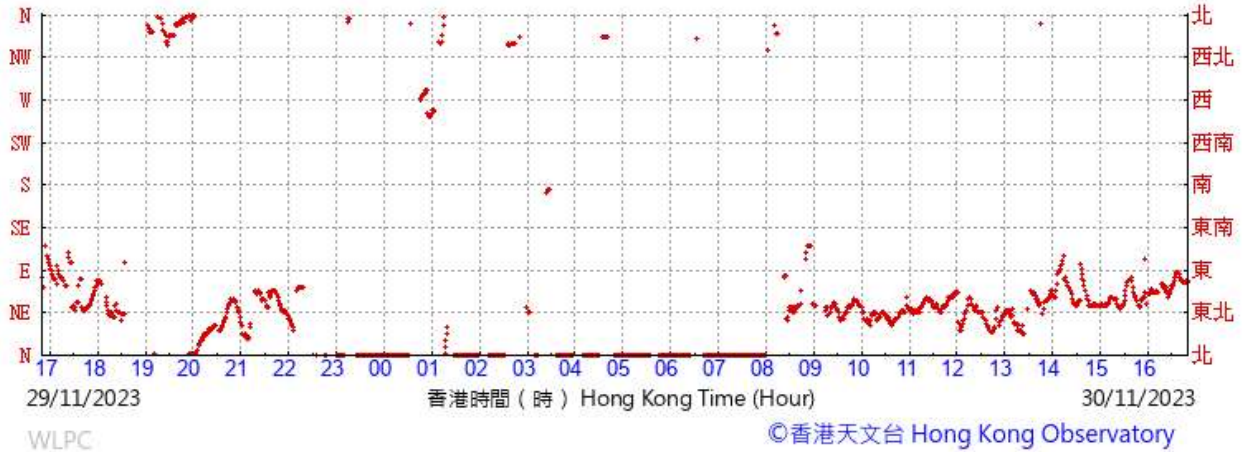
10-minute mean wind



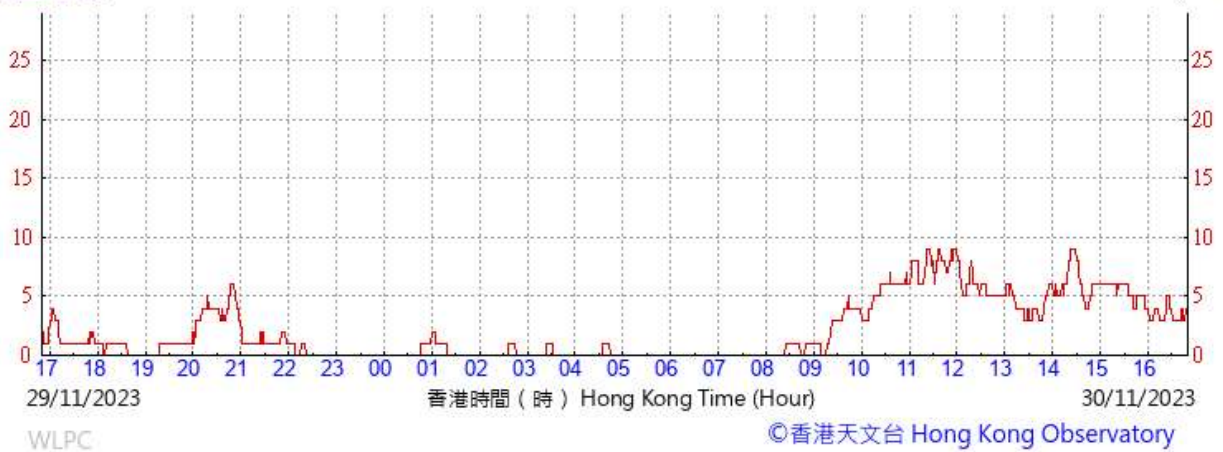
Wind Data for Wetland Park

30 November 2023

(於香港時間30/11/2023 16 時 50 分更新) (Updated at 16:50H on 30/11/2023)



(公里/小時) (於香港時間30/11/2023 16 時 50 分更新) (Updated at 16:50H on 30/11/2023) (km/h)



十分鐘平均風向及風速

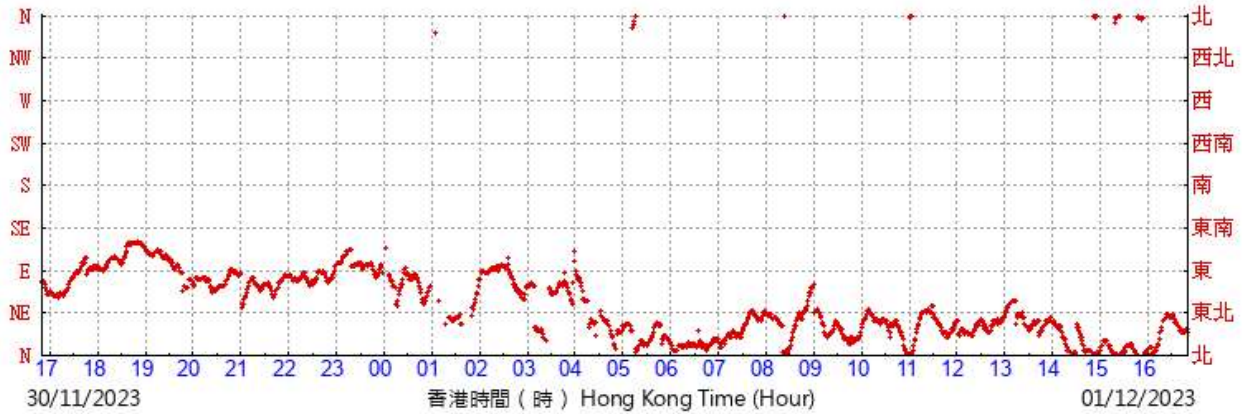
10-minute mean wind



Wind Data for Wetland Park

1 December 2023

(於香港時間01/12/2023 16 時 50 分更新) (Updated at 16:50H on 01/12/2023)



WLPC

©香港天文台 Hong Kong Observatory

(公里/小時) (於香港時間01/12/2023 16 時 50 分更新) (Updated at 16:50H on 01/12/2023) (km/h)

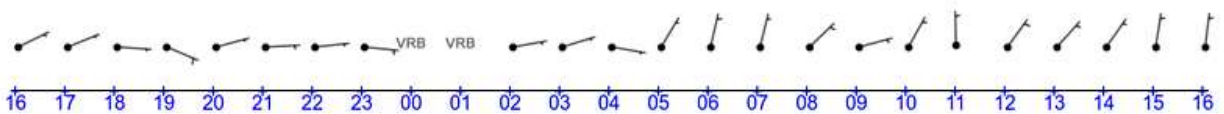


WLPC

©香港天文台 Hong Kong Observatory

十分鐘平均風向及風速

10-minute mean wind



30/11/2023

香港時間 (時) Hong Kong Time (Hour)

01/12/2023

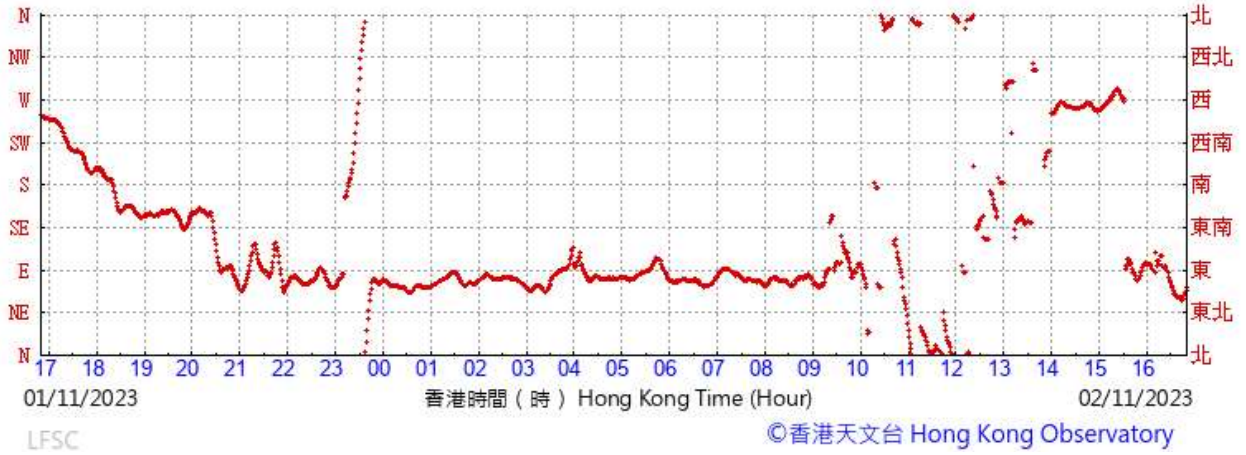
WLPC

©香港天文台 Hong Kong Observatory

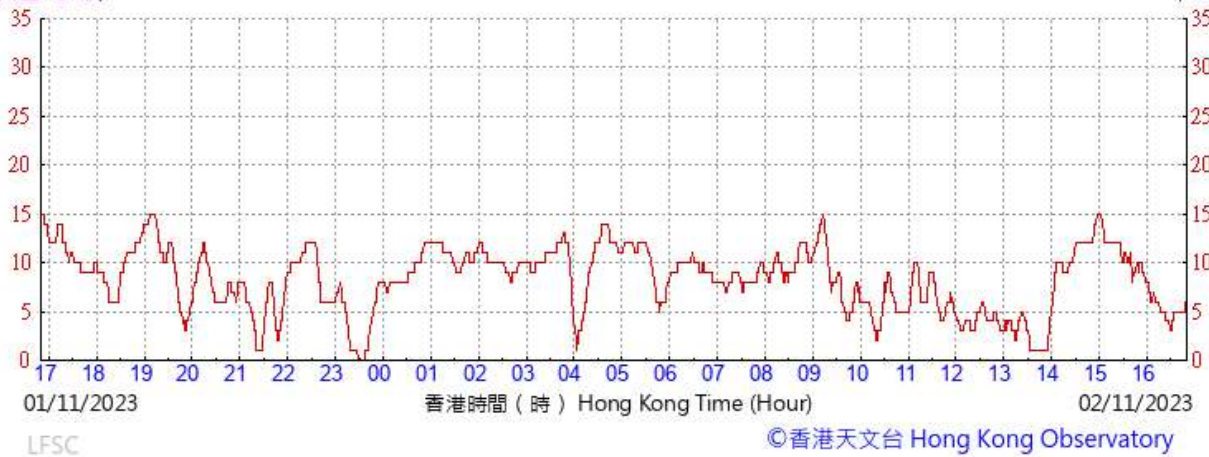
Wind Data for Lau Fau Shan

2 November 2023

(於香港時間02/11/2023 16 時 50 分更新) (Updated at 16:50H on 02/11/2023)

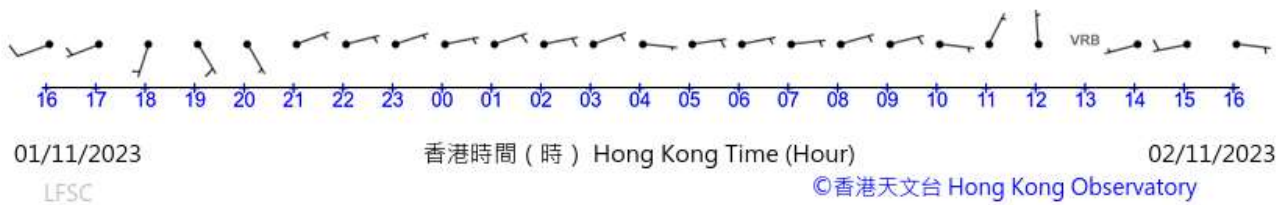


(公里/小時) (於香港時間02/11/2023 16 時 50 分更新) (Updated at 16:50H on 02/11/2023) (km/h)



十分鐘平均風向及風速

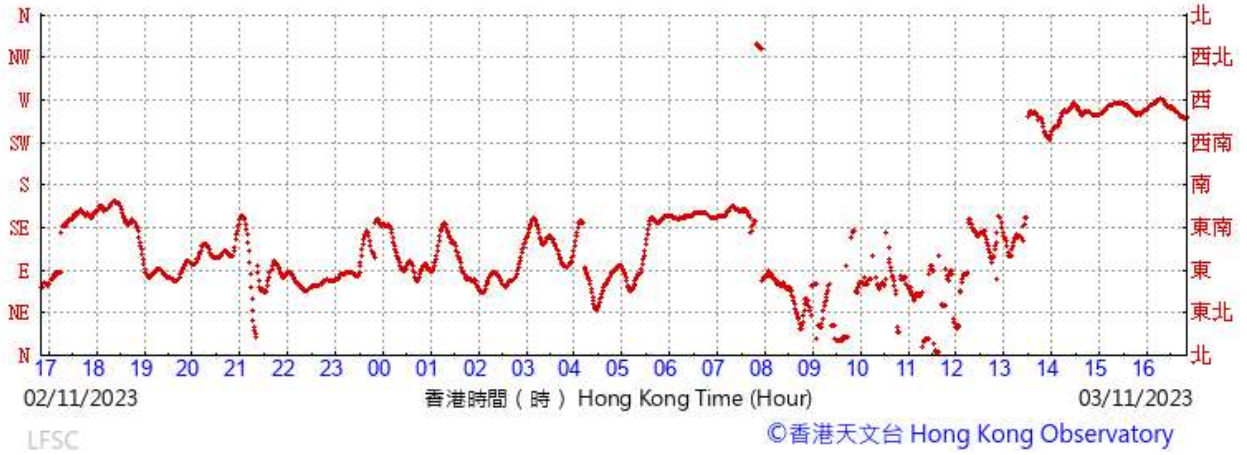
10-minute mean wind



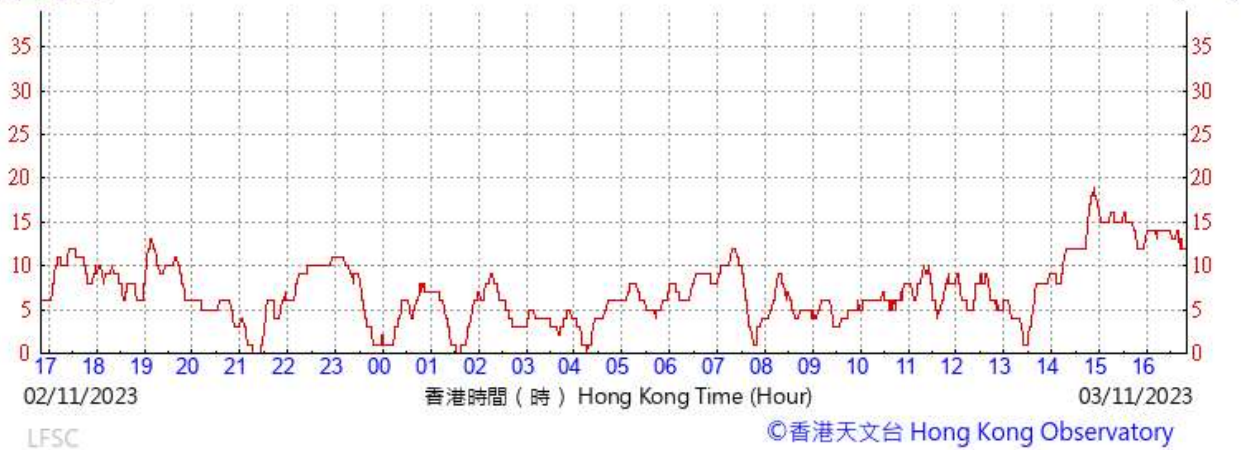
Wind Data for Lau Fau Shan

3 November 2023

(於香港時間03/11/2023 16 時 50 分更新) (Updated at 16:50H on 03/11/2023)

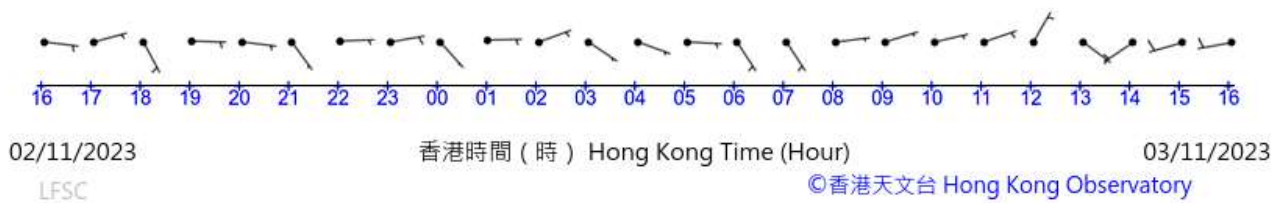


(公里/小時) (於香港時間03/11/2023 16 時 50 分更新) (Updated at 16:50H on 03/11/2023) (km/h)



十分鐘平均風向及風速

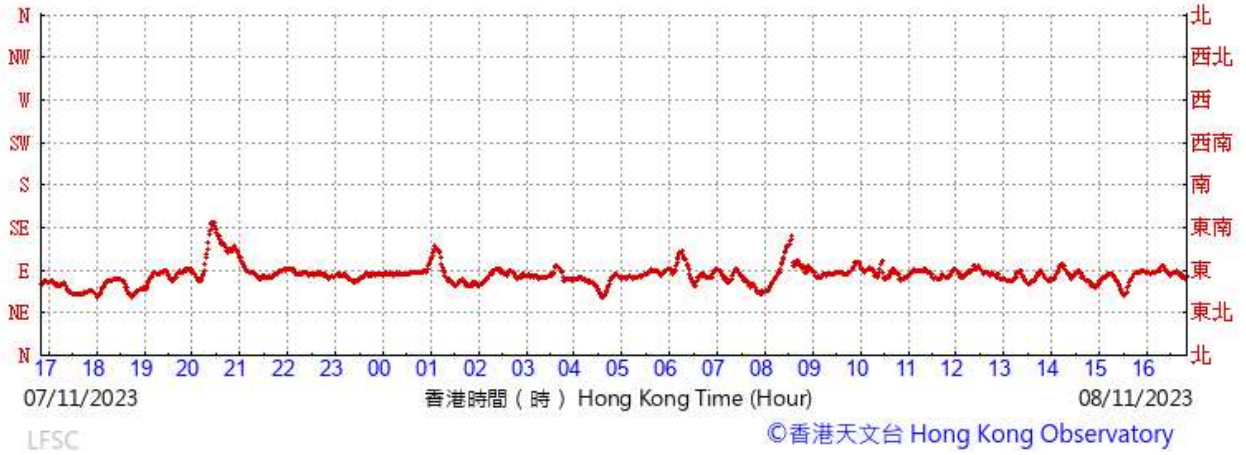
10-minute mean wind



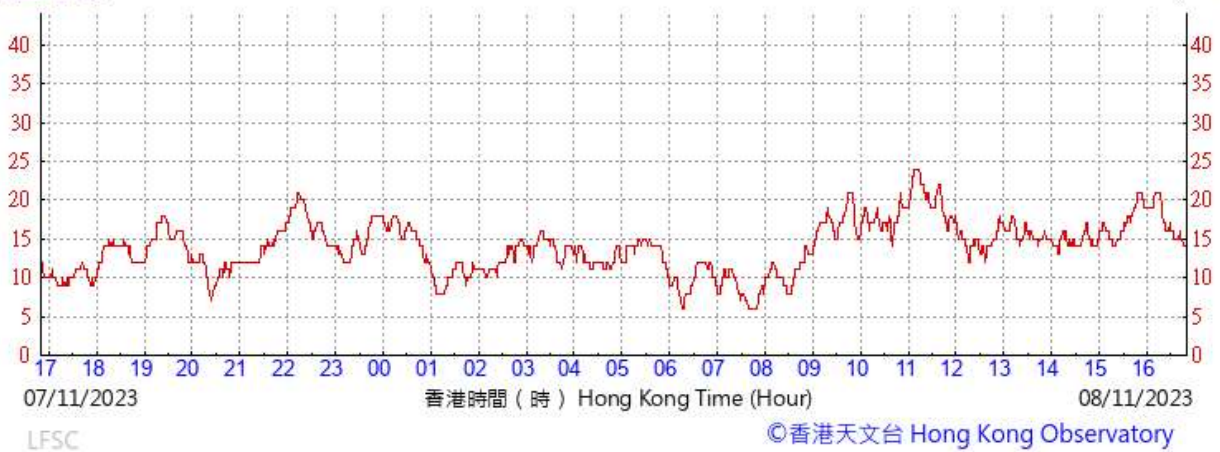
Wind Data for Lau Fau Shan

8 November 2023

(於香港時間08/11/2023 16 時 50 分更新) (Updated at 16:50H on 08/11/2023)




(公里/小時) (於香港時間08/11/2023 16 時 50 分更新) (Updated at 16:50H on 08/11/2023) (km/h)



十分鐘平均風向及風速

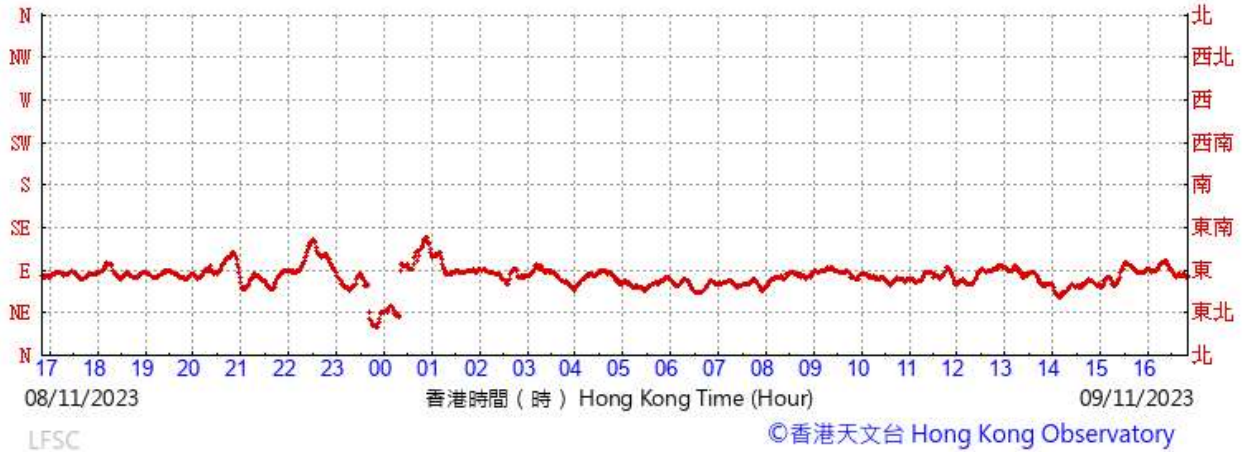
10-minute mean wind



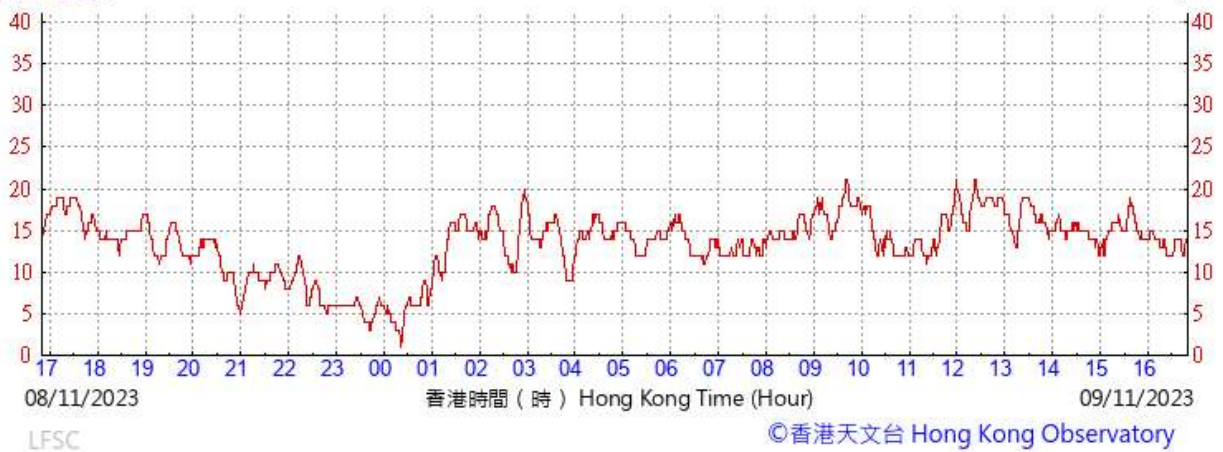
Wind Data for Lau Fau Shan

9 November 2023

(於香港時間09/11/2023 16 時 50 分更新) (Updated at 16:50H on 09/11/2023)

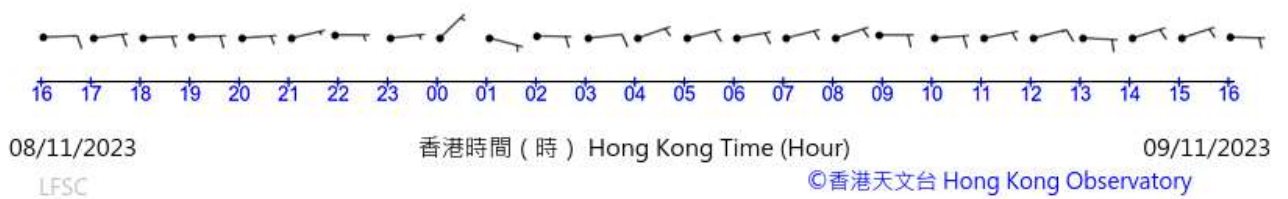


(公里/小時) (於香港時間09/11/2023 16 時 50 分更新) (Updated at 16:50H on 09/11/2023) (km/h)



十分鐘平均風向及風速

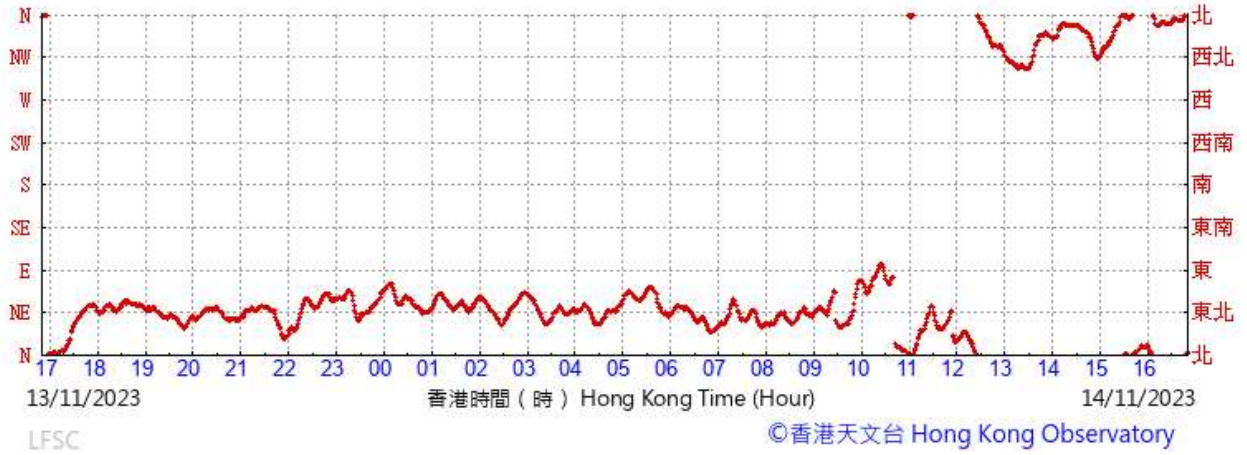
10-minute mean wind



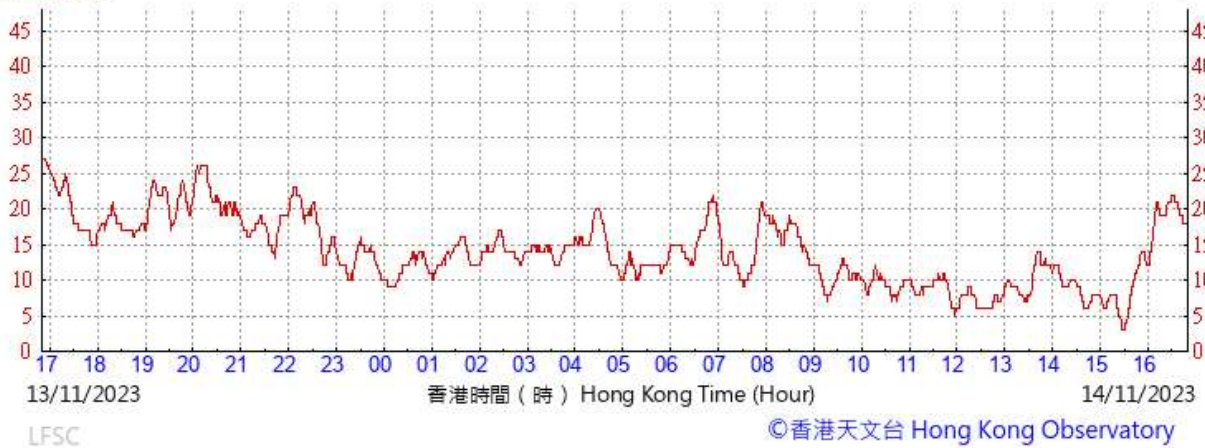
Wind Data for Lau Fau Shan

14 November 2023

(於香港時間14/11/2023 16 時 50 分更新) (Updated at 16:50H on 14/11/2023)

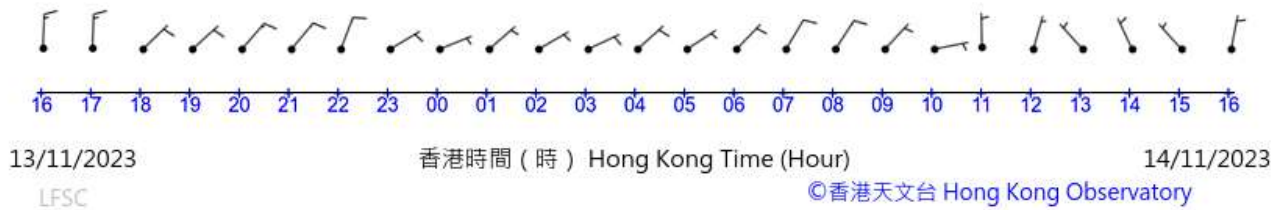


(公里/小時) (於香港時間14/11/2023 16 時 50 分更新) (Updated at 16:50H on 14/11/2023) (km/h)



十分鐘平均風向及風速

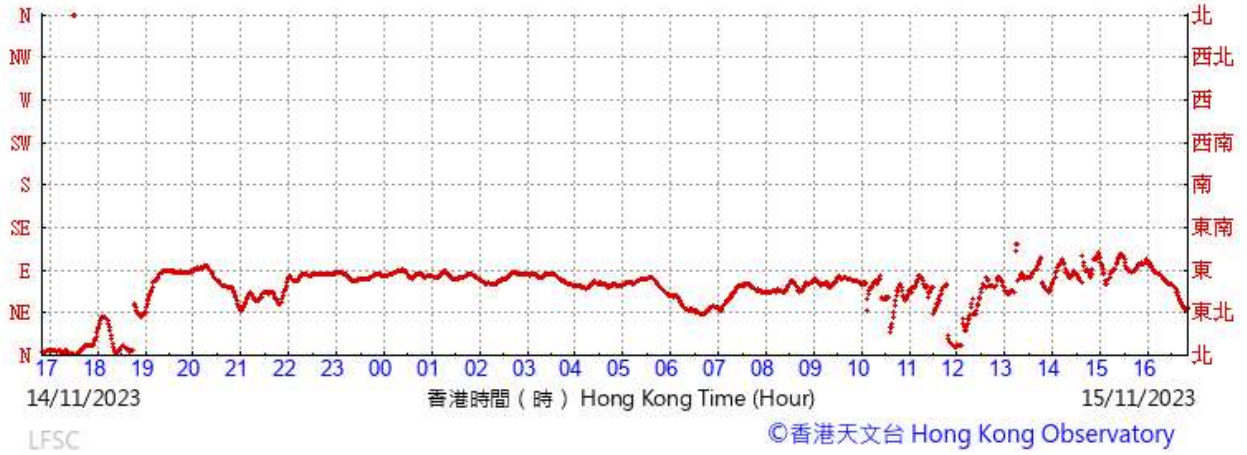
10-minute mean wind



Wind Data for Lau Fau Shan

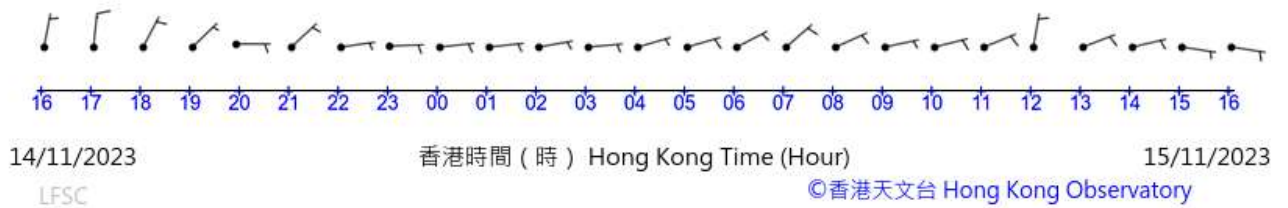
15 November 2023

(於香港時間15/11/2023 16 時 50 分更新) (Updated at 16:50H on 15/11/2023)



十分鐘平均風向及風速

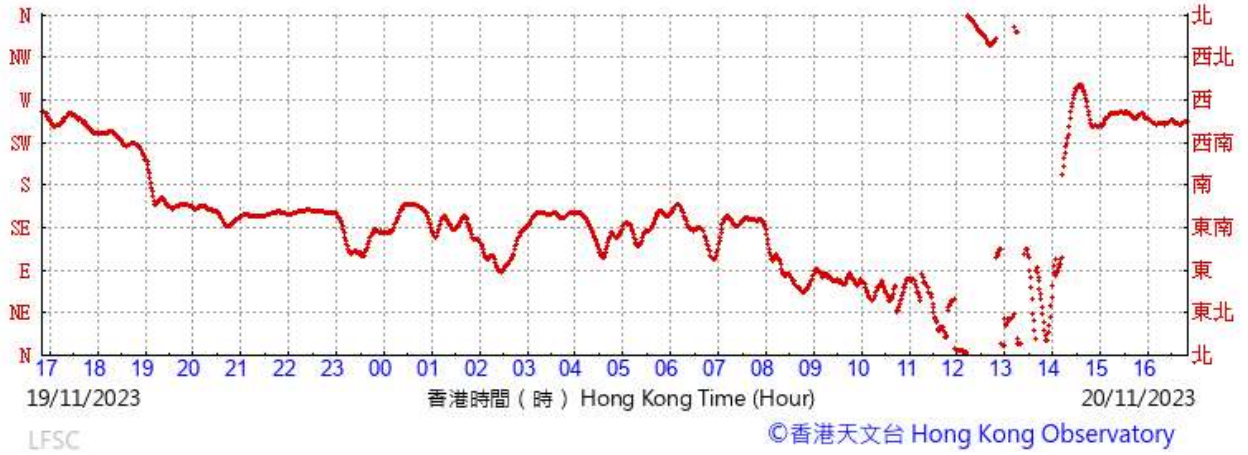
10-minute mean wind



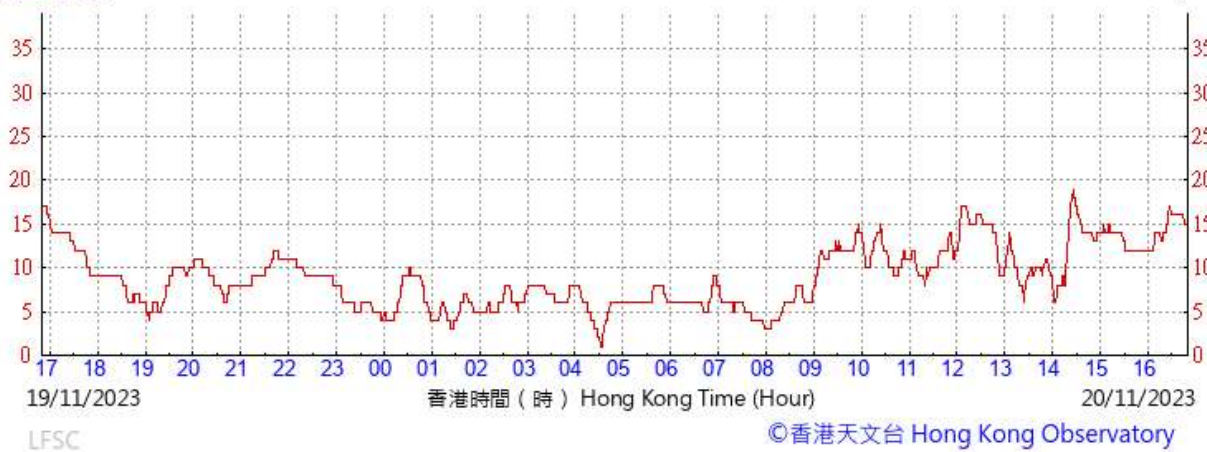
Wind Data for Lau Fau Shan

20 November 2023

(於香港時間20/11/2023 16 時 50 分更新) (Updated at 16:50H on 20/11/2023)

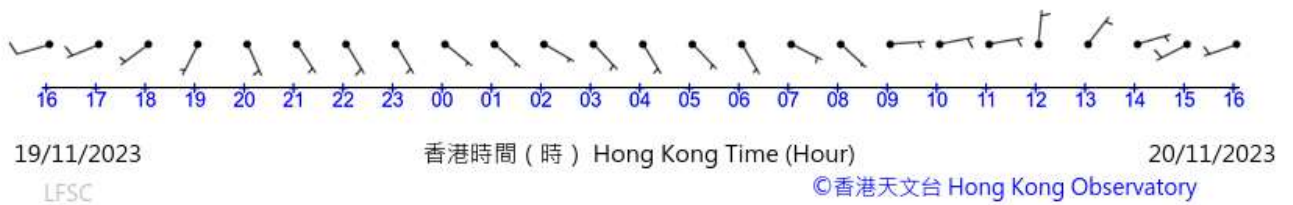


(公里/小時) (於香港時間20/11/2023 16 時 50 分更新) (Updated at 16:50H on 20/11/2023) (km/h)



十分鐘平均風向及風速

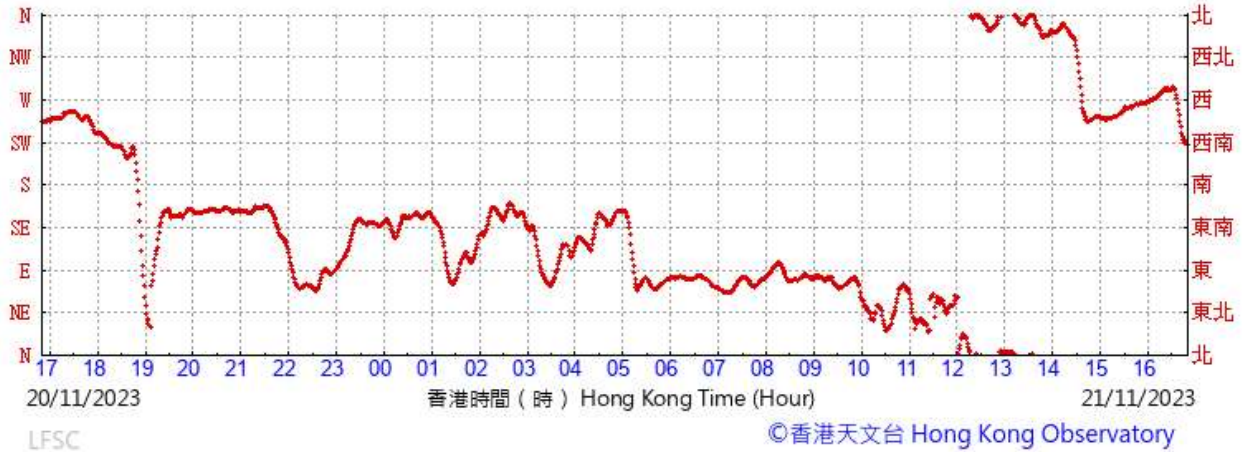
10-minute mean wind



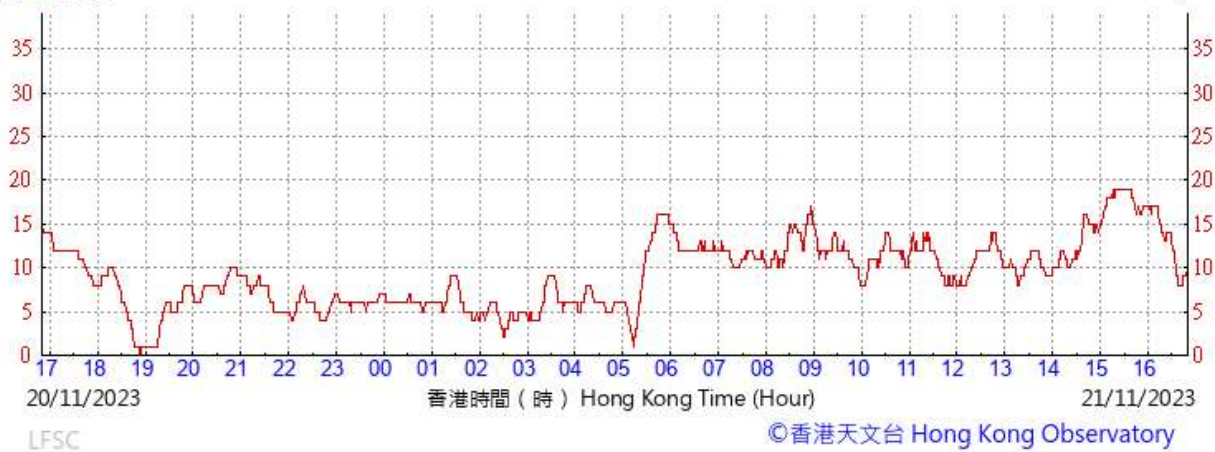
Wind Data for Lau Fau Shan

21 November 2023

(於香港時間21/11/2023 16 時 50 分更新) (Updated at 16:50H on 21/11/2023)

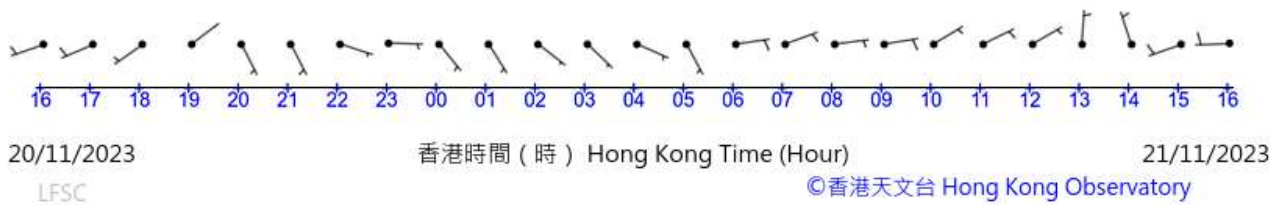


(公里/小時) (於香港時間21/11/2023 16 時 50 分更新) (Updated at 16:50H on 21/11/2023) (km/h)



十分鐘平均風向及風速

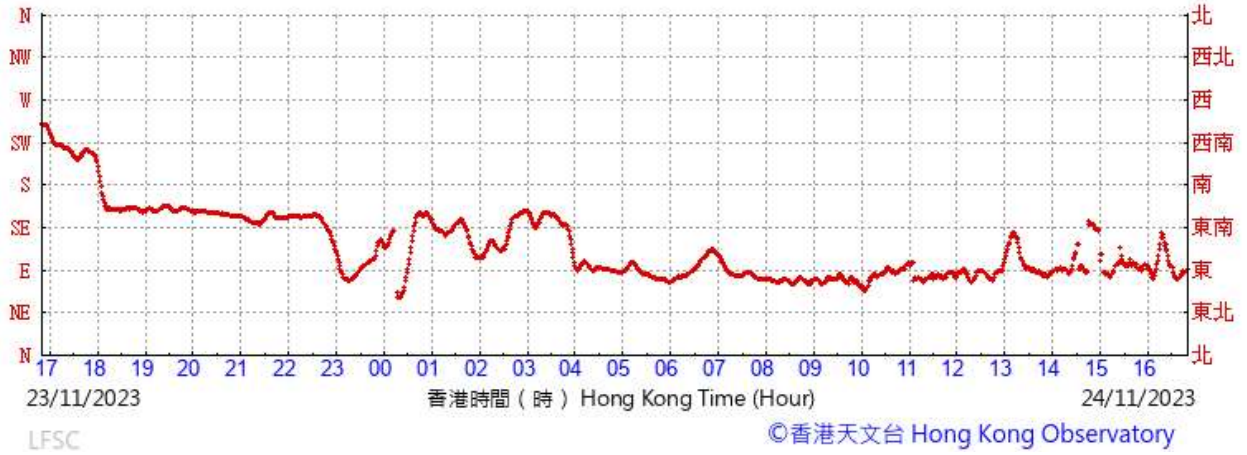
10-minute mean wind



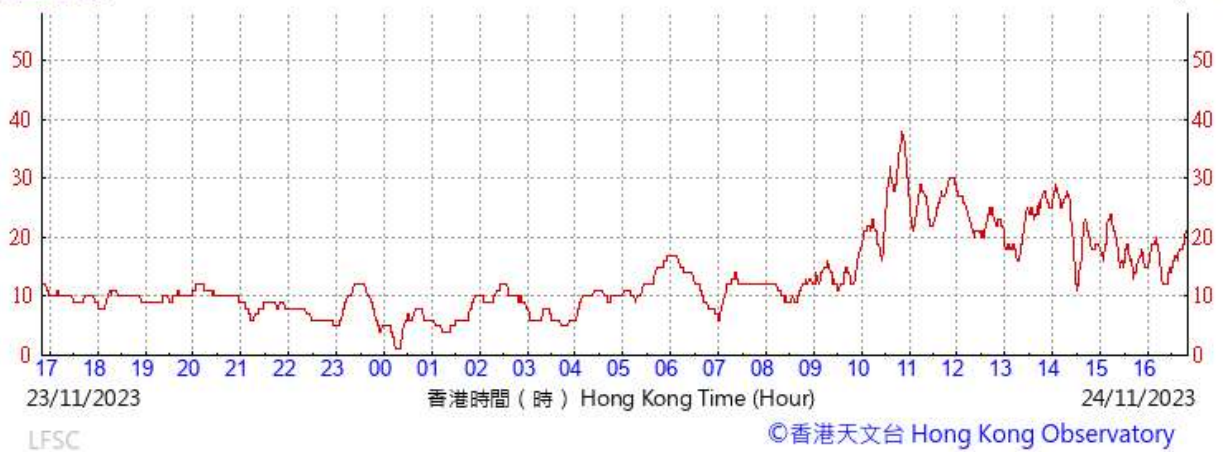
Wind Data for Lau Fau Shan

24 November 2023

(於香港時間24/11/2023 16 時 50 分更新) (Updated at 16:50H on 24/11/2023)

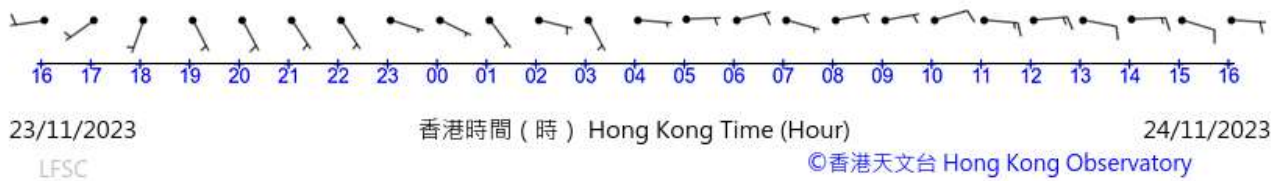


(公里/小時) (於香港時間24/11/2023 16 時 50 分更新) (Updated at 16:50H on 24/11/2023) (km/h)



十分鐘平均風向及風速

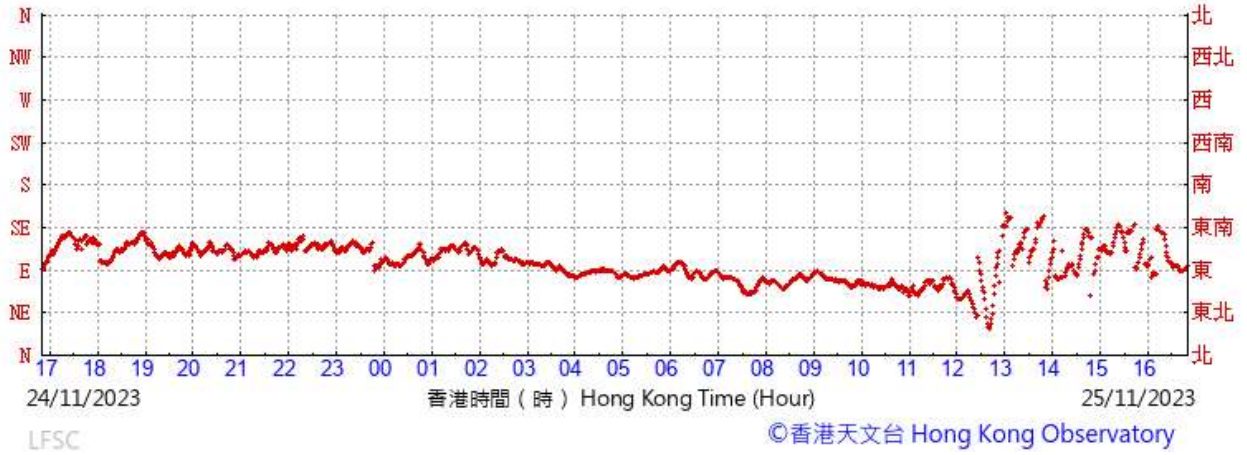
10-minute mean wind



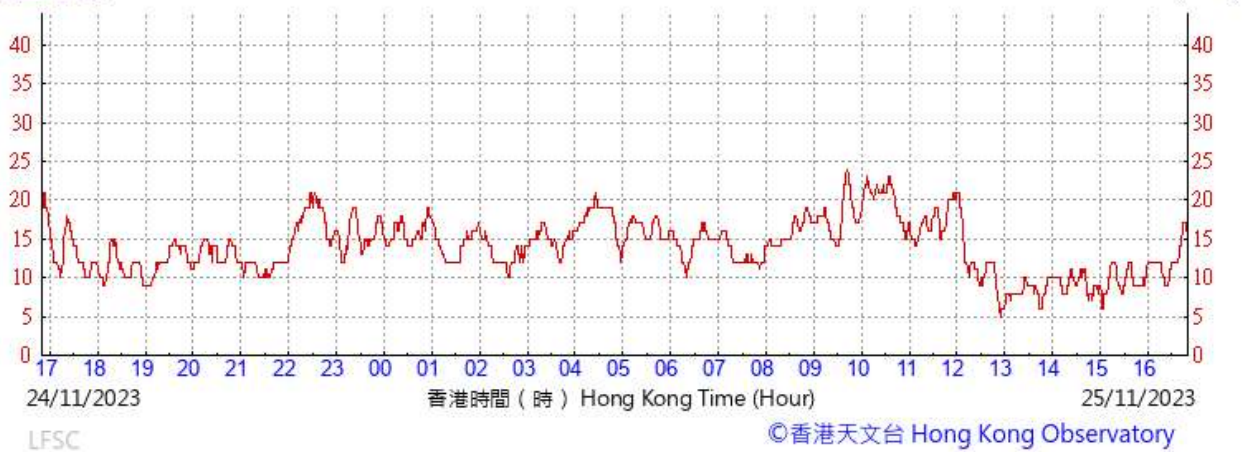
Wind Data for Lau Fau Shan

25 November 2023

(於香港時間25/11/2023 16 時 50 分更新) (Updated at 16:50H on 25/11/2023)

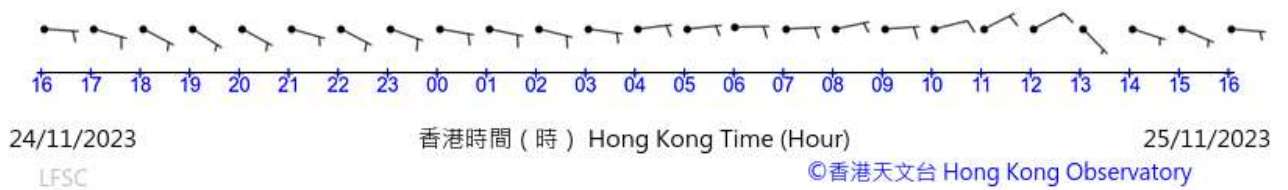


(公里/小時) (於香港時間25/11/2023 16 時 50 分更新) (Updated at 16:50H on 25/11/2023) (km/h)



十分鐘平均風向及風速

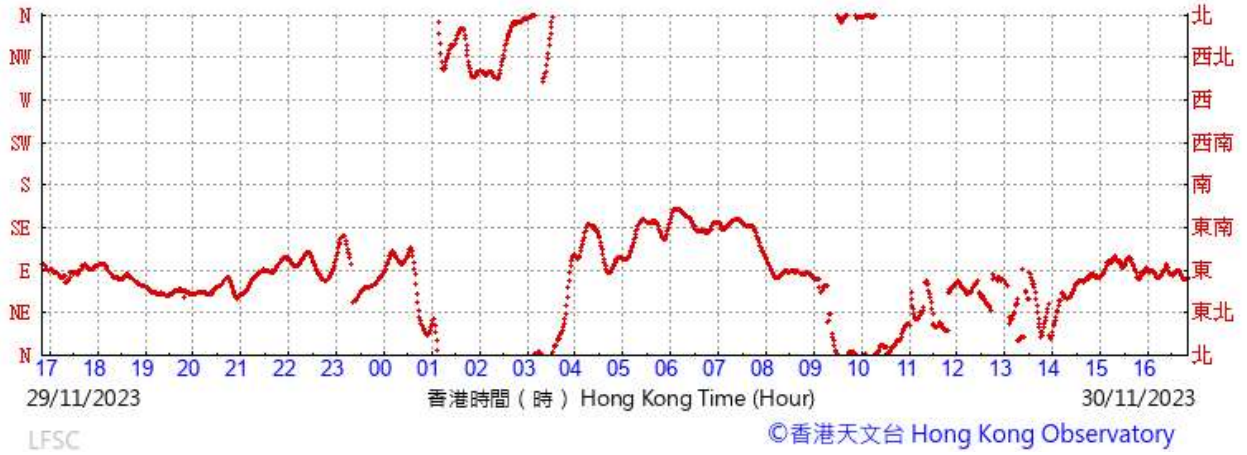
10-minute mean wind



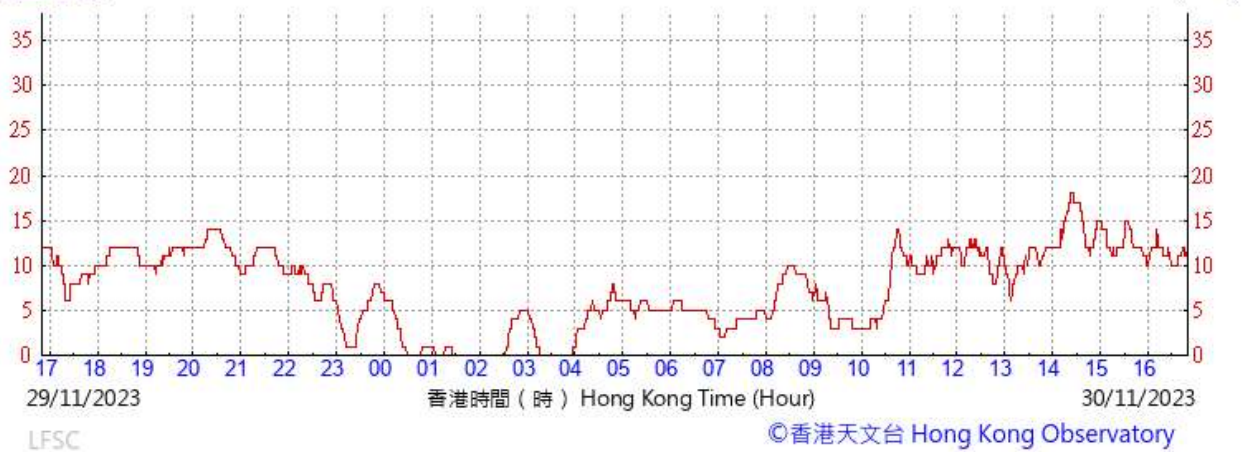
Wind Data for Lau Fau Shan

30 November 2023

(於香港時間30/11/2023 16 時 50 分更新) (Updated at 16:50H on 30/11/2023)

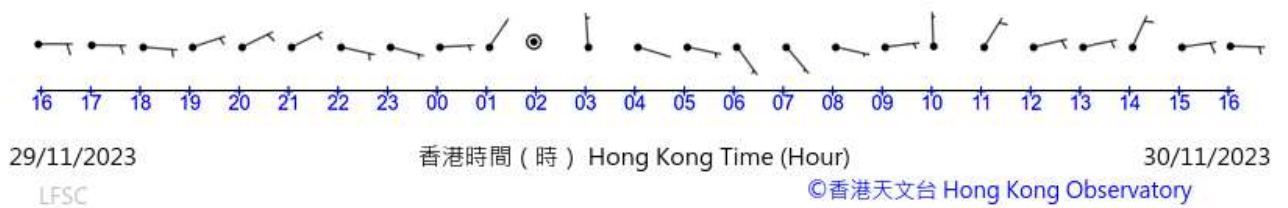


(公里/小時) (於香港時間30/11/2023 16 時 50 分更新) (Updated at 16:50H on 30/11/2023) (km/h)



十分鐘平均風向及風速

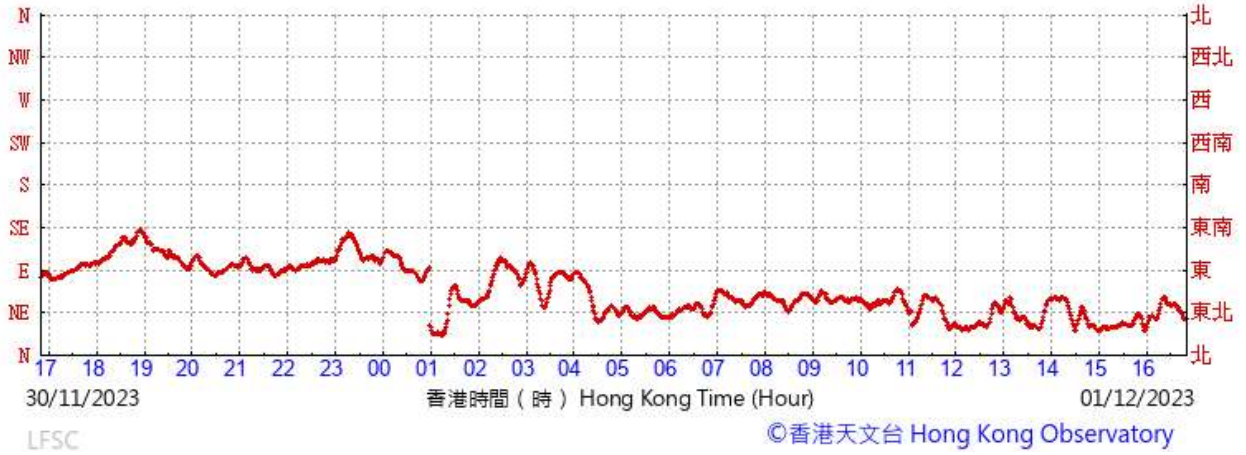
10-minute mean wind



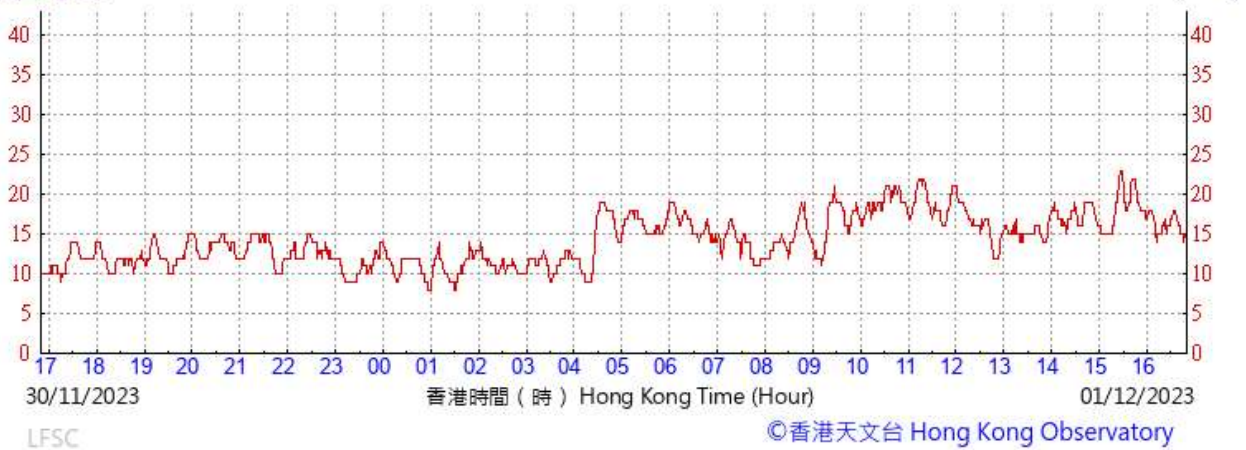
Wind Data for Lau Fau Shan

1 December 2023

(於香港時間01/12/2023 16 時 50 分更新) (Updated at 16:50H on 01/12/2023)

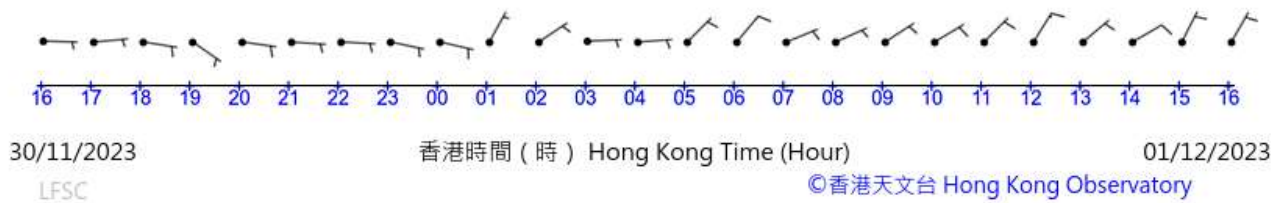


(公里/小時) (於香港時間01/12/2023 16 時 50 分更新) (Updated at 16:50H on 01/12/2023) (km/h)



十分鐘平均風向及風速

10-minute mean wind



Daily Extract

Daily Extract of Meteorological Observations , November 2023

Back Year 2023 ▾ Month 11 ▾ Go

| Day | Hong Kong Observatory | | | | | | | | King's Park | Waglan Island [^] | |
|-----|-----------------------|-----------------------------|---------------|-----------------------------|-------------------------|----------------------------|--------------------------|---------------------|-------------------------------|-------------------------------------|------------------------|
| | Mean Pressure (hPa) | Air Temperature | | | Mean Dew Point (deg. C) | Mean Relative Humidity (%) | Mean Amount of Cloud (%) | Total Rainfall (mm) | Total Bright Sunshine (hours) | Prevailing Wind Direction (degrees) | Mean Wind Speed (km/h) |
| | | Absolute Daily Max (deg. C) | Mean (deg. C) | Absolute Daily Min (deg. C) | | | | | | | |
| 01 | 1017.7 | 29.1 | 25.8 | 23.6 | 19.7 | 70 | 36 | 0.0 | 10.3 | *** | *** |
| 02 | 1015.5 | 28.4 | 25.8 | 24.4 | 21.0 | 75 | 56 | 0.0 | 8.6 | *** | *** |
| 03 | 1013.6 | 29.1 | 26.0 | 24.3 | 21.7 | 78 | 42 | 0.0 | 9.8 | *** | *** |
| 04 | 1013.9 | 29.4 | 26.3 | 24.7 | 21.8 | 76 | 34 | 0.0 | 9.4 | *** | *** |
| 05 | 1014.4 | 30.1 | 26.7 | 25.0 | 22.1 | 77 | 38 | 0.0 | 8.9 | *** | *** |
| 06 | 1015.1 | 30.7 | 27.6 | 25.3 | 20.3 | 65 | 31 | 0.0 | 9.3 | *** | *** |
| 07 | 1016.5 | 26.8 | 25.9 | 25.3 | 19.9 | 70 | 80 | 0.0 | 0.3 | *** | *** |
| 08 | 1015.8 | 26.0 | 25.2 | 24.7 | 20.8 | 77 | 88 | 0.0 | 0.4 | *** | *** |
| 09 | 1015.4 | 27.3 | 25.7 | 24.8 | 22.2 | 81 | 88 | Trace | 1.3 | *** | *** |
| 10 | 1016.0 | 29.3 | 26.9 | 25.6 | 23.5 | 82 | 83 | 0.0 | 6.4 | *** | *** |
| 11 | 1017.7 | 26.5 | 25.3 | 24.8 | 22.6 | 85 | 88 | 2.5 | 0.0 | *** | *** |
| 12 | 1020.2 | 26.6 | 24.0 | 22.0 | 19.5 | 77 | 84 | 0.6 | 3.9 | *** | *** |
| 13 | 1022.7 | 25.2 | 22.0 | 20.3 | 15.6 | 67 | 79 | 0.0 | 6.0 | *** | *** |
| 14 | 1022.6 | 23.9 | 20.8 | 18.9 | 15.2 | 70 | 79 | 0.0 | 2.6 | *** | *** |
| 15 | 1021.7 | 25.2 | 22.8 | 20.7 | 17.2 | 71 | 67 | 0.0 | 8.8 | *** | *** |
| 16 | 1023.6 | 24.0 | 21.5 | 17.3 | 14.4 | 65 | 66 | 0.0 | 3.9 | *** | *** |
| 17 | 1023.9 | 21.9 | 18.8 | 15.6 | 3.5 | 37 | 9 | 0.0 | 10.1 | *** | *** |
| 18 | 1022.9 | 23.0 | 19.5 | 16.6 | 6.2 | 42 | 21 | 0.0 | 10.0 | *** | *** |
| 19 | 1020.9 | 23.3 | 20.5 | 18.5 | 12.3 | 59 | 42 | 0.0 | 9.1 | *** | *** |
| 20 | 1019.4 | 24.6 | 21.3 | 19.0 | 14.2 | 65 | 23 | 0.0 | 9.9 | *** | *** |
| 21 | 1017.5 | 24.6 | 22.0 | 20.3 | 16.1 | 70 | 18 | 0.0 | 9.9 | *** | *** |
| 22 | 1016.3 | 25.7 | 22.6 | 20.5 | 17.4 | 73 | 26 | 0.0 | 9.9 | *** | *** |
| 23 | 1016.4 | 26.3 | 23.0 | 20.5 | 17.9 | 74 | 42 | 0.0 | 9.8 | *** | *** |

| | | | | | | | | | | | |
|------------------------------------|--------|------|------|------|------|----|----|-------|-------|-----|------|
| 24 | 1019.6 | 25.0 | 22.9 | 21.5 | 16.3 | 67 | 36 | 0.0 | 9.3 | *** | *** |
| 25 | 1021.0 | 24.3 | 21.9 | 20.0 | 15.1 | 66 | 19 | 0.0 | 9.9 | *** | *** |
| 26 | 1020.1 | 25.3 | 22.1 | 19.8 | 15.8 | 68 | 20 | 0.0 | 9.8 | *** | *** |
| 27 | 1018.1 | 26.7 | 23.0 | 20.2 | 16.4 | 68 | 14 | 0.0 | 9.6 | *** | *** |
| 28 | 1018.7 | 25.4 | 22.8 | 20.2 | 14.9 | 61 | 37 | Trace | 8.4 | *** | *** |
| 29 | 1018.7 | 24.0 | 22.7 | 21.2 | 17.6 | 73 | 85 | 0.2 | 0.6 | *** | *** |
| 30 | 1019.9 | 26.0 | 23.8 | 21.9 | 18.6 | 73 | 79 | 0.0 | 2.0 | *** | *** |
| Mean/Total | 1018.5 | 26.1 | 23.5 | 21.6 | 17.3 | 69 | 50 | 3.3 | 208.2 | *** | *** |
| Climatological Normal [?] | 1017.3 | 24.5 | 22.2 | 20.3 | 16.7 | 72 | 58 | 39.3 | 172.3 | 070 | 26.1 |

*** unavailable

[^] Information of wind direction and wind speed for Waglan Island are based on automatic weather station data since August 1989

Trace means rainfall less than 0.05 mm

[?] 1991-2020 Climatological Normal, unless otherwise specified

